

EAST CENTRAL BOCES

Final Budget

Fiscal Year 2025-26

July 1, 2025 - June 30, 2026



East Central BOCES
820 Second Street - PO Box 910
Limon, CO 80828-0910

Jason Westfall
Executive Director

Craig A. Bailey
Director of Financial Services

1st Reading: 4/16/2025
Adopted: 6/25/2025
Final Revised: 1/28/2026

EAST CENTRAL BOCES

Final Budget

Table of Contents

Fiscal Year 2025-26

I. Introductory Section

Table of Contents	i
Appropriation Resolutions	ii
General Fund Spend Down Resolution	iii
Scholarship Spend Down Resolution	iii
General Fund Graphs	iv
Pupil Count Data & Graphs	v

II. Financial Section

Fund Balance Analysis & Fund Balance History	1
General Fund Revenue Detail	2
General Fund Expenditure Summary	3
General Fund Program Sheets	4-10
Trust Fund (Scholarship)	11

III. Uniform Budget Summary 12-14

IV. Districts' Membership Costs "Pink pages" 15-17

V. Special Education Worksheets "Yellow pages" 18-22

VI. Program Narratives 23-27

EAST CENTRAL BOARD OF COOPERATIVE SERVICES BOARD OF EDUCATION

A RESOLUTION TO APPROPRIATE SUMS OF MONEY

Be it **RESOLVED** by the Board of Education of East Central Board of Cooperative Educational Services (BOCES) in Lincoln County that the amounts shown in the following schedule be appropriated to each fund as specified in the "Adopted Budget" for the ensuing fiscal year beginning July 1, 2025 and ending June 30, 2026.

General Fund	\$23,055,600.00
Trust Fund Scholarship	\$4,000.00

TOTAL APPROPRIATION \$23,059,600.00

Adopted this 25th day of June, 2025.

BY: **EAST CENTRAL BOCES**

/s/ *Diana Elliott*

06/25/2025

Signature: Board President in accordance with 22-44-110(4) DATE

A RESOLUTION TO APPROPRIATE ADDITIONAL SUMS OF MONEY

Be it **RESOLVED** by the Board of Education of East Central Board of Cooperative Educational Services (BOCES) in Lincoln County to appropriate the additional amount of \$88,000 to the original amount of \$23,055,600 to equal a total appropriation of \$23,143,600 in the General Fund. With the additional source of funds coming from the beginning fund balance, local sources, state sources, and federal grants.

Adopted this 28th day of January, 2026.

BY: **EAST CENTRAL BOCES**

/s/ *Diana Elliott*

01/28/2026

Signature: Board President in accordance with 22-44-110(4) DATE

EAST CENTRAL BOARD OF COOPERATIVE SERVICES BOARD OF EDUCATION

A RESOLUTION TO SPEND DOWN THE BEGINNING FUND BALANCE OF THE BOCES GENERAL FUND

Be it **RESOLVED** that the Board of Education of East Central Board of Cooperative Educational Services (BOCES) authorizes the use of a portion of the beginning fund balance from the General Fund for FY 2025-2026. This is a planned spend down of funds. The Beginning Fund Balance will be spent down by \$814,922.21 to help support the possible deferred maintenance, Special Education purchases service contracts, and other BOCES support programs. The projected June 30, 2026, Ending Fund Balance is projected to decrease to \$2,810,366. We believe the fund balance is adequate for cash flow for East Central BOCES and its programs.

Adopted this 25th day of June, 2025.

BY: **EAST CENTRAL BOCES**

/s/ *Diana Elliott*

06/25/2025

Signature: Board President in accordance with 22-44-110(4)

DATE

Lester & Georgia Lee Andersen Scholarship Fund

A RESOLUTION TO SPEND DOWN THE BEGINNING FUND BALANCE OF THE BOCES SCHOLARSHIP FUND

Be it **RESOLVED** that the Board of Education of East Central Board of Cooperative Educational Services (BOCES) authorizes the spend down of the Beginning Fund Balance from the Scholarship CD for FY 2025-2026. The portion to be overspent is approximately \$4,000. The fund spend down is due to two scholarships being awarded in this fiscal year and interest rates being too low to keep up with the scholarship award. BOCES received permission from the scholarship benefactor to spend down the funds. Funds will eventually be spent to zero and the scholarship will be done in approximately twelve years.

Adopted this 25th day of June, 2025.

BY: **EAST CENTRAL BOCES**

/s/ *Diana Elliott*

06/25/2025

Signature: Board President in accordance with 22-44-110(4)

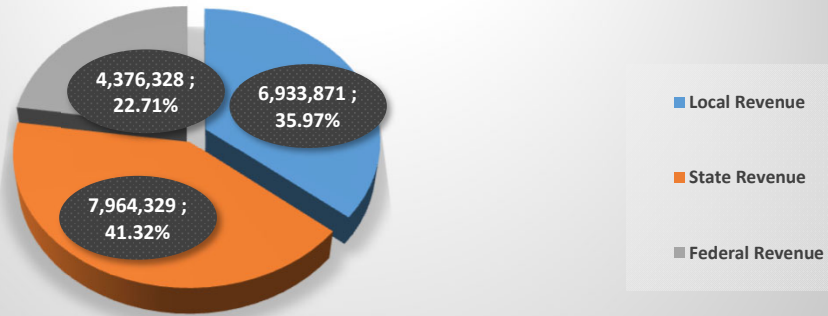
DATE

EAST CENTRAL BOCES

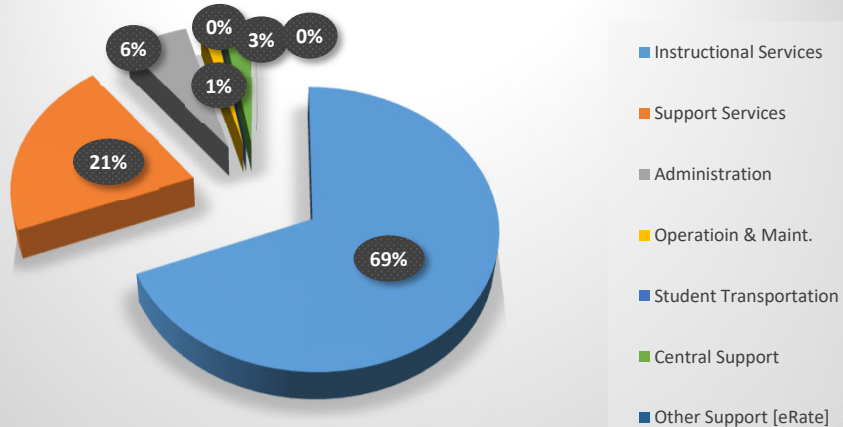
Final Budget

General Fund
Fiscal Year 2025-26

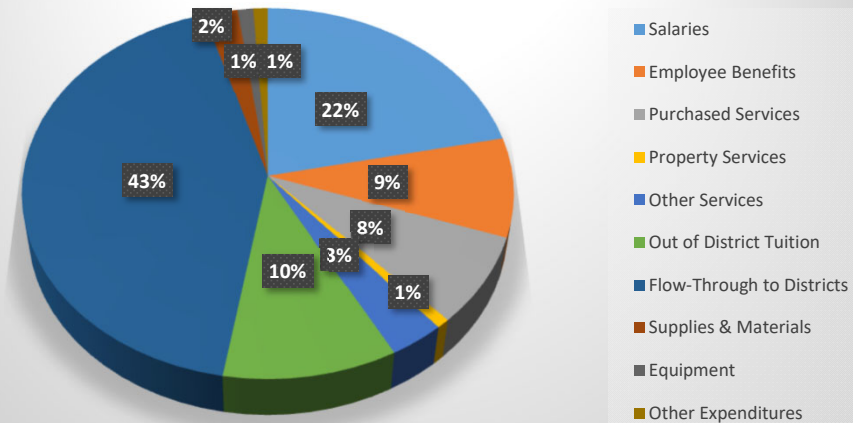
General Fund Revenues



General Fund Expenditures (By Program)



General Fund Expenditures (By Object)



EAST CENTRAL BOCES

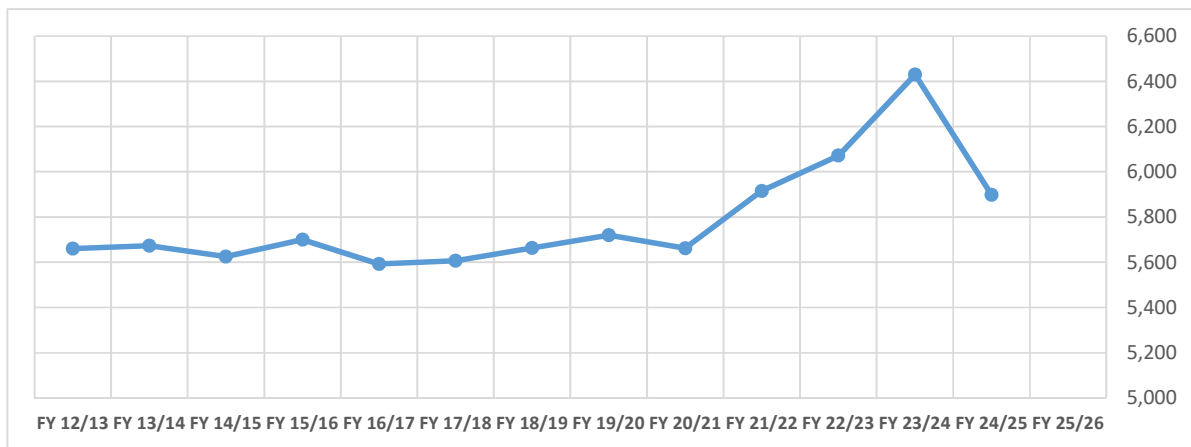
Final Budget

Pupil Count History

Fiscal Year 2025-26

Fiscal Year	Annual Pupil Count (FTE) (without CPP)	Year over Year Pupil Count Chg	Funded SpEd Count
FY 25/26			
FY 24/25	5,899	237	1,047
FY 23/24	6,430	710	1,839
FY 22/23	6,072	352	1,052
FY 21/22	5,916	254	1,004
FY 20/21	5,662	(58)	975
FY 19/20	5,720	56	1,020
FY 18/19	5,664	57	970
FY 17/18	5,607	14	948
FY 16/17	5,593	(107)	889
FY 15/16	5,700	75	846
FY 14/15	5,625	(48)	782
FY 13/14	5,673	12	759
FY 12/13	5,661	N/A	814

* From CDE Funding Worksheets



East Central BOCES

FY 2025-2026

Fund Balance Detail

Budget as of Jan. 28, 2026

Original June 25, 2025

Beginning Fund Balance

Reserves - 601 General Admin	\$ 1,462,025.00
Multi Year Obligation (601)	\$ 137,975.00
Reserves - 603 SPED	\$ 1,407,525.00
Reserves - 669 Special Ed Alt Lic	\$ 16,133.00
Reserves - 614 Alt. License	\$ 285,499.00
Reserves - 659 GT Local	\$ 4,969.94
Reserves - 651 Local Prof. Dev.	\$ 51,161.63
Reserves - 657 VNETS	\$ 260,000.00
TOTAL Reserved Funds	\$ 3,625,288.57

\$ 1,601,018.12
\$ -
\$ 1,636,042.86
\$ 16,133.00
\$ 279,836.03
\$ 4,969.94
\$ 50,755.13
\$ 280,315.96
\$ 3,869,071.04

Budgeted Revenues	\$ 19,934,083.00
-------------------	------------------

\$ 19,274,528.96

Budgeted Expenditures	\$ 20,282,557.00
-----------------------	------------------

\$ 20,059,529.06

Net Revenues (Expenses)	\$ (348,474.00)
-------------------------	-----------------

\$ (785,000.10)

Beginning Fund Balance	\$ 3,625,288.57
------------------------	-----------------

\$ 3,869,071.04

Ending Fund Balance Projected

June 30, 2026

\$ 3,276,814.57

\$ 3,084,070.94

Reserves - 601 General Admin	\$ 1,423,856.70
Multi Year Obligation (601)	\$ 137,975.00
Reserves - 603 SPED	\$ 594,583.66
Reserves - 669 Special Ed Alt Lic	\$ 6,627.00
Reserves - 614 Alt. License	\$ 353,834.00
Reserves - 659 GT Local	\$ 5,000.00
Reserves - 651 Local Prof. Dev.	\$ 43,800.00
Reserves - 657 VNETS	\$ 244,690.00
	\$ 2,810,366.36

\$ 1,558,212.00
\$ -
\$ 869,268.00
\$ 6,181.00
\$ 358,103.94
\$ 5,000.00
\$ 42,750.00
\$ 244,556.00
\$ 3,084,070.94

Fund Balance History

Audited Ending Fund Balance

June 30, 2011	\$1,762,907
June 30, 2012	\$1,455,604
June 30, 2013	\$1,291,211
June 30, 2014	\$1,311,397
June 30, 2015	\$1,143,362
June 30, 2016	\$1,316,588
June 30, 2017	\$1,484,034
June 30, 2018	\$1,423,849
June 30, 2019	\$1,457,275
June 30, 2020	\$1,726,917
June 30, 2021	\$2,176,309
June 30, 2022	\$2,503,133
June 30, 2023	\$2,384,931
June 30, 2024	\$3,349,576
June 30, 2025	\$3,869,071

Revenue Budget FY 2025-2026

East Central BOCES

	FY 22-23 Audited	FY 23-24 Audited	FY 24-25 Final Budget	FY 24-25 Audited	FY 25-26 June Budget	FY 25-26 Adjustments	FY 25-26 Final Budget
Beginning Fund Balance	\$ 2,503,133.27	\$ 2,384,930.98	\$ 3,349,575.50	\$ 3,349,575.50	\$ 3,625,288.57	\$ 243,782.47	\$ 3,869,071.04
Revenue from Local Sources							
BOCES Local Costs Revenue	\$ 344,184.00	\$ 380,829.00	\$ 456,307.00	\$ 456,317.00	\$ 446,006.00	\$ -	\$ 446,006.00
Other Local Revenue (601)	\$ 8,685.38	\$ 10,510.63	\$ 9,750.00	\$ 9,412.11	\$ 9,750.00	\$ (93.97)	\$ 9,656.03
Interest	\$ 10,330.28	\$ 98,119.80	\$ 100,000.00	\$ 170,788.35	\$ 75,000.00	\$ 50,000.00	\$ 125,000.00
Indirect & Overhead Revenue	\$ 231,761.23	\$ 218,100.22	\$ 227,503.04	\$ 219,953.71	\$ 187,716.00	\$ 1,051.85	\$ 188,767.85
Special Education, Local	\$ 1,376,832.00	\$ 1,523,357.00	\$ 1,825,229.00	\$ 1,825,218.00	\$ 1,784,025.00	\$ -	\$ 1,784,025.00
Other Sped Ed Local (603)	\$ 69,750.32	\$ 78,882.29	\$ 11,350.00	\$ 27,687.34	\$ 11,945.00	\$ 18,415.14	\$ 30,360.14
Center Based Programs	\$ 1,530,126.18	\$ 1,419,188.21	\$ 1,448,665.51	\$ 1,386,648.22	\$ 1,572,614.00	\$ (69,572.00)	\$ 1,503,042.00
Tuition, Out of District & In Dist	\$ 1,120,576.48	\$ 1,638,967.75	\$ 2,931,255.69	\$ 2,846,070.25	\$ 2,469,992.00	\$ (361,078.00)	\$ 2,108,914.00
Flow Through Programs	\$ 205,245.13	\$ 137,696.50	\$ 192,872.09	\$ 162,615.28	\$ 191,791.00	\$ -	\$ 191,791.00
Transfer to Other Programs	\$ -	\$ (2,129.50)	\$ -	\$ -	\$ -	\$ -	\$ -
VNETS Program	\$ 296,450.00	\$ 305,450.00	\$ 308,450.80	\$ 308,000.00	\$ 308,448.76	\$ 1,899.04	\$ 310,347.80
GERC Funds from Districts	\$ 8,250.00	\$ 9,350.00	\$ 9,950.00	\$ 9,950.00	\$ 9,950.00	\$ (800.00)	\$ 9,150.00
GT Local Revenue	\$ 23,890.00	\$ 22,501.00	\$ 25,000.00	\$ 5,984.00	\$ 15,030.06	\$ -	\$ 15,030.06
Local PD Revenue	\$ 8,403.43	\$ 9,315.29	\$ 10,081.45	\$ 11,479.36	\$ 11,138.37	\$ (643.50)	\$ 10,494.87
Alternative Licensure	\$ 55,220.00	\$ 68,850.00	\$ 59,753.25	\$ 57,150.00	\$ 59,753.00	\$ 42,410.97	\$ 102,163.97
SPED Alt Licensure Revenue (SALT)	\$ -	\$ 29,500.00	\$ 17,500.00	\$ 15,000.00	\$ -	\$ 59,100.00	\$ 59,100.00
Lobbyist	\$ 20,999.00	\$ 23,230.00	\$ 23,200.00	\$ 23,202.00	\$ 23,200.00	\$ -	\$ 23,200.00
Insurance Claims Reimb.	\$ 1,176.00	\$ 57,770.17	\$ -	\$ -	\$ -	\$ -	\$ -
Elizabeth School Dist. Indirect Fees	\$ 5,866.85	\$ 1,060.45	\$ -	\$ -	\$ -	\$ -	\$ -
Nathan Yipp Grant Revenue	\$ -	\$ -	\$ -	\$ -	\$ 15,000.00	\$ -	\$ 15,000.00
Misc Tech Grants	\$ -	\$ -	\$ 7,000.00	\$ 5,177.26	\$ 1,822.74	\$ -	\$ 1,822.74
BEST eRate Matching	\$ -	\$ -	\$ -	\$ -	\$ -	\$ -	\$ -
BEST BOCES Matching	\$ -	\$ -	\$ -	\$ -	\$ -	\$ -	\$ -
RUS Grant Matching	\$ -	\$ -	\$ -	\$ -	\$ -	\$ -	\$ -
Perkins Matching Inkind	\$ -	\$ -	\$ -	\$ -	\$ -	\$ -	\$ -
TOTAL Local Revenue	\$ 5,317,746.28	\$ 6,030,548.81	\$ 7,663,867.83	\$ 7,540,652.88	\$ 7,193,181.93	\$ (259,310.47)	\$ 6,933,871.46
Revenue from State Sources							
ECEA Funds	\$ 3,864,992.36	\$ 4,602,695.54	\$ 5,556,640.00	\$ 5,562,420.09	\$ 6,080,924.00	\$ -	\$ 6,080,924.00
Translation - State	\$ -	\$ 982.03	\$ -	\$ 1,400.64	\$ -	\$ 800.00	\$ 800.00
Child Find - State	\$ -	\$ -	\$ -	\$ -	\$ -	\$ -	\$ -
High Cost Apps	\$ 1,250,403.12	\$ 1,535,074.00	\$ 900,000.00	\$ 1,666,014.00	\$ 900,000.00	\$ -	\$ 900,000.00
GERC	\$ 67,695.00	\$ 67,692.28	\$ 67,686.10	\$ 67,686.10	\$ 67,686.10	\$ 15.48	\$ 67,701.58
Gifted & Talented / Districts	\$ 198,492.52	\$ 210,668.09	\$ 219,097.55	\$ 219,097.55	\$ 219,097.55	\$ 2,023.02	\$ 221,120.57
GT Universal Screening	\$ 26,027.00	\$ 36,111.72	\$ 49,547.84	\$ 49,547.84	\$ 49,547.84	\$ 7,414.94	\$ 56,962.78
Grant Writing Grants	\$ 33,590.70	\$ 32,446.32	\$ 57,115.20	\$ 25,092.62	\$ 65,951.16	\$ -	\$ 65,951.16
HB 12-1345	\$ 252,201.83	\$ 249,325.52	\$ 287,039.91	\$ 160,719.24	\$ 289,560.00	\$ 83,809.24	\$ 373,369.24
Comp. Science Educ (CSED) Grant	\$ 26,400.00	\$ 30,000.00	\$ -	\$ -	\$ -	\$ -	\$ -
Alt License - ERRP Grant	\$ 328,450.00	\$ 158,500.00	\$ 248,625.00	\$ 249,125.00	\$ 248,500.00	\$ (51,000.00)	\$ 197,500.00
Connecting Colo. Students Grant	\$ 2,440.74	\$ 211,914.66	\$ 66,307.28	\$ 66,307.28	\$ -	\$ -	\$ -
BEST Cash Grant	\$ -	\$ -	\$ -	\$ -	\$ -	\$ -	\$ -
Other State (Non-CDE) Grants	\$ -	\$ -	\$ 1,847,259.00	\$ 1,847,258.89	\$ -	\$ -	\$ -
On-Behalf Payments (PERA)	\$ 202,571.81	\$ 16,187.28	\$ -	\$ 65,870.63	\$ -	\$ -	\$ -
TOTAL State Revenue	\$ 6,253,265.08	\$ 7,151,597.44	\$ 9,299,317.88	\$ 9,980,539.88	\$ 7,921,266.65	\$ 43,062.68	\$ 7,964,329.33
Revenue from Federal Sources							
Preschool - Federal	\$ 46,182.26	\$ 62,371.00	\$ 50,473.00	\$ 50,473.00	\$ 50,709.00	\$ -	\$ 50,709.00
Preschool - Fed. Carry Forward	\$ 10,781.80	\$ 7,717.74	\$ -	\$ -	\$ -	\$ -	\$ -
IDEA Part B - Federal Special Ed.	\$ 1,869,528.02	\$ 2,229,969.00	\$ 2,505,325.00	\$ 2,505,325.00	\$ 2,514,679.00	\$ -	\$ 2,514,679.00
IDEA Part B - Fed. Carry Forward	\$ -	\$ 43,916.98	\$ -	\$ -	\$ -	\$ -	\$ -
Title I - At Risk Student Support	\$ 946,328.07	\$ 889,551.75	\$ 934,756.00	\$ 893,602.61	\$ 957,716.00	\$ 2,142.00	\$ 959,858.00
Title I - Carry Forward	\$ 69,261.19	\$ 68,675.93	\$ 69,124.25	\$ 69,124.25	\$ 42,222.00	\$ (1,068.61)	\$ 41,153.39
Title II A - Teacher Quality	\$ 122.02	\$ 3,070.94	\$ 174,072.00	\$ 46,035.05	\$ 156,665.00	\$ 20,477.00	\$ 177,142.00
Title II A - Carry Forward	\$ 178,044.32	\$ 183,783.98	\$ 173,589.06	\$ 173,589.06	\$ 114,319.00	\$ 13,717.95	\$ 128,036.95
Title III - ELL	\$ 49,318.13	\$ 29,891.98	\$ 53,309.00	\$ 26,154.34	\$ 47,978.10	\$ 2,617.90	\$ 50,596.00
Title III - Carry Forward	\$ 23,677.32	\$ 26,839.87	\$ 30,138.02	\$ 30,138.02	\$ 26,596.75	\$ 557.91	\$ 27,154.66
Title III - Immigrant Set-Aside (SA)	\$ 4,758.00	\$ 712.00	\$ 536.00	\$ 536.00	\$ 536.00	\$ (407.00)	\$ 129.00
Title IV - Student Sup/Acad. Enrich.	\$ 195,099.00	\$ 183,893.00	\$ 183,342.00	\$ 183,342.00	\$ 183,419.00	\$ -	\$ 183,419.00
Carl Perkins - Basic	\$ 139,672.00	\$ 143,162.00	\$ 189,776.00	\$ 189,776.00	\$ 151,023.00	\$ -	\$ 151,023.00
Carl Perkins - Competitive Grant	\$ 245,165.44	\$ 199.65	\$ 377,000.00	\$ 371,778.23	\$ -	\$ 728.17	\$ 728.17
Migrant Grant Revenue	\$ 80,000.00	\$ 80,000.00	\$ 86,700.00	\$ 86,700.00	\$ 70,000.00	\$ 16,700.00	\$ 86,700.00
Covid19 ESSER Grants I, II & III	\$ 197,521.29	\$ 7,228.24	\$ -	\$ -	\$ -	\$ -	\$ -
Covid19 ARP, HCY, Rural etc Grants	\$ 1,111,614.66	\$ 242,183.00	\$ -	\$ -	\$ -	\$ -	\$ -
ERATE Funds - Federal Flow-Thru	\$ -	\$ 40,193.30	\$ 9,098.46	\$ 9,098.46	\$ -	\$ -	\$ -
Other Federal Grants Misc.	\$ -	\$ -	\$ -	\$ -	\$ -	\$ 5,000.00	\$ 5,000.00
TOTAL Federal Revenue	\$ 5,167,073.52	\$ 4,243,360.36	\$ 4,837,238.79	\$ 4,635,672.02	\$ 4,315,862.85	\$ 60,465.32	\$ 4,376,328.17
Grand Total Revenue	\$ 16,738,084.88	\$ 17,425,506.61	\$ 21,800,424.50	\$ 22,156,864.78	\$ 19,430,311.43	\$ (155,782.47)	\$ 19,274,528.96
Total Rev. & Beginning Balance	\$ 19,241,218.15	\$ 19,810,437.59	\$ 25,150,000.00	\$ 25,506,440.28	\$ 23,055,600.00	\$ 88,000.00	\$ 23,143,600.00

Expenditure Summary Budget FY 2025-26

East Central BOCES

By Object Code

	FY 22-23	FY 23-24	FY 24-25	FY 24-25	FY 25-26	FY 25-26	FY 25-26
	Audited	Audited	Final Jan. Budget	Audited	June Budget	Adjustments	Final Budget
0100 Salaries	\$ 3,888,575.36	\$ 3,622,341.22	\$ 4,051,834.09	\$ 4,017,559.76	\$ 4,310,309.95	\$ 35,854.62	\$ 4,346,164.57
0200 Benefits	\$ 1,691,004.68	\$ 1,489,157.56	\$ 1,630,215.01	\$ 1,618,438.96	\$ 1,741,009.17	\$ (9,901.80)	\$ 1,731,107.37
0300 Purchased Prof Services	\$ 1,695,038.01	\$ 1,795,089.58	\$ 2,435,712.67	\$ 2,044,993.87	\$ 1,555,104.94	\$ (3,955.17)	\$ 1,551,149.77
0400 Purchased Property Services	\$ 58,140.08	\$ 140,455.29	\$ 90,400.00	\$ 121,320.55	\$ 139,900.00	\$ 18,716.02	\$ 158,616.02
0500 Other Purchased Services	\$ 158,311.65	\$ 110,335.79	\$ 113,286.73	\$ 93,247.41	\$ 111,061.19	\$ (1,625.34)	\$ 109,435.85
0520-0529 Insurances	\$ 56,435.00	\$ 67,543.76	\$ 87,096.46	\$ 75,167.79	\$ 90,910.46	\$ 279.44	\$ 91,189.90
0530-0559 Telephones & Advertising	\$ 104,806.71	\$ 165,735.69	\$ 148,266.06	\$ 121,256.29	\$ 135,535.00	\$ (600.00)	\$ 134,935.00
0560-0579 Out of Dist. Tuition & In	\$ 1,503,016.46	\$ 1,657,476.36	\$ 2,931,273.00	\$ 2,845,550.21	\$ 2,475,777.00	\$ (366,863.00)	\$ 2,108,914.00
0580-0590 Travel & Registration	\$ 265,291.01	\$ 260,086.49	\$ 359,833.87	\$ 214,618.52	\$ 402,561.00	\$ (68,311.84)	\$ 334,249.16
0591-0599 Flow Thru Districts, etc.	\$ 5,731,251.47	\$ 6,375,167.85	\$ 7,364,330.03	\$ 8,151,450.07	\$ 8,449,991.73	\$ 127,656.09	\$ 8,577,647.82
0600 Supplies & Materials	\$ 679,595.60	\$ 229,781.35	\$ 870,591.45	\$ 707,638.53	\$ 406,490.33	\$ 72,215.70	\$ 478,706.03
0700 Equipment & Buildings	\$ 785,772.19	\$ 148,021.56	\$ 1,476,564.09	\$ 1,392,847.57	\$ 218,706.09	\$ 10,503.50	\$ 229,209.59
0800-39 Other Objects, Dues & Fees	\$ 7,287.72	\$ 11,569.37	\$ 18,655.00	\$ 13,326.00	\$ 18,855.00	\$ (1,650.00)	\$ 17,205.00
0868-69 Overhead & Indirect Costs	\$ 231,761.23	\$ 218,100.22	\$ 230,112.54	\$ 219,953.71	\$ 189,021.78	\$ 1,977.20	\$ 190,998.98
0870 Scholarships Masters Grant	\$ -	\$ -	\$ -	\$ -	\$ -	\$ -	\$ -
0970 Sped Legal-Settlement Costs	\$ -	\$ -	\$ -	\$ -	\$ -	\$ -	\$ -
Total Expenditures	\$ 16,856,287.17	\$ 16,460,862.09	\$ 21,808,171.00	\$ 21,637,369.24	\$ 20,245,233.64	\$ (185,704.58)	\$ 20,059,529.06
0840 Contingency Reserves	\$ 2,263,930.98	\$ 3,227,575.50	\$ 3,211,479.00	\$ 3,738,721.04	\$ 2,672,391.36	\$ 411,679.58	\$ 3,084,070.94
0840 Reserve for Multi Year Oblig	\$ 121,000.00	\$ 122,000.00	\$ 130,350.00	\$ 130,350.00	\$ 137,975.00	\$ (137,975.00)	\$ -
Ending Fund Balance	\$ 2,384,930.98	\$ 3,349,575.50	\$ 3,341,829.00	\$ 3,869,071.04	\$ 2,810,366.36	\$ 273,704.58	\$ 3,084,070.94
BUDGETED TOTAL	\$ 19,241,218.15	\$ 19,810,437.59	\$ 25,150,000.00	\$ 25,506,440.28	\$ 23,055,600.00	\$ 88,000.00	\$ 23,143,600.00

By Program

	FY 22-23	FY 23-24	FY 24-25	FY 24-25	FY 25-26	FY 25-26	FY 25-26
	Audited	Audited	Final Jan. Budget	Audited	June Budget	Adjustments	Final Budget
Instructional Services (0040-2099)	\$ 11,422,048.38	\$ 11,217,125.49	\$ 13,636,741.96	\$ 14,144,124.69	\$ 14,411,557.90	\$ (596,664.54)	\$ 13,814,893.36
Support Services (2100-2299)	\$ 3,819,484.41	\$ 3,625,021.27	\$ 4,435,159.51	\$ 3,903,868.63	\$ 3,854,304.43	\$ 319,207.45	\$ 4,173,511.88
Administration (2300-2599)	\$ 995,999.56	\$ 974,982.93	\$ 1,194,583.81	\$ 1,061,630.66	\$ 1,228,861.36	\$ 11,546.69	\$ 1,240,408.05
Operation & Maint. (2600)	\$ 111,652.90	\$ 184,904.48	\$ 1,491,259.24	\$ 1,512,594.70	\$ 207,668.64	\$ 71,690.60	\$ 279,359.24
Student Transportation (2700)	\$ -	\$ -	\$ -	\$ -	\$ -	\$ -	\$ -
Central Support (2800)	\$ 503,351.92	\$ 455,077.92	\$ 1,046,426.48	\$ 1,011,150.56	\$ 538,841.31	\$ 8,515.22	\$ 547,356.53
Other Support [eRate] (2900)	\$ 3,750.00	\$ 3,750.00	\$ 4,000.00	\$ 4,000.00	\$ 4,000.00	\$ -	\$ 4,000.00
Total Expenditures	\$ 16,856,287.17	\$ 16,460,862.09	\$ 21,808,171.00	\$ 21,637,369.24	\$ 20,245,233.64	\$ (185,704.58)	\$ 20,059,529.06

Expenditure Detail Budget FY 2025-2026

East Central BOCES

	FY 22-23	FY 23-24	FY 24-25	FY 24-25	FY 25-26	FY 25-26	FY 25-26
	Audited	Audited	Final Jan. Budget	Audited	June Budget	Adjustments	Final Budget
601 Local							
0100 Salaries	\$ 246,176.33	\$ 267,465.98	\$ 365,806.08	\$ 339,960.85	\$ 346,343.61	\$ -	\$ 346,343.61
0200 Benefits	\$ 172,725.89	\$ 111,839.84	\$ 129,773.76	\$ 147,754.43	\$ 131,522.19	\$ 0.20	\$ 131,522.39
0300 Purchased Prof Services	\$ 47,185.27	\$ 43,634.72	\$ 57,780.00	\$ 60,527.80	\$ 60,500.00	\$ 2,000.00	\$ 62,500.00
0400 Purchased Property Services	\$ 36,092.21	\$ 117,932.01	\$ 60,200.00	\$ 55,320.40	\$ 60,200.00	\$ 16,000.00	\$ 76,200.00
0500-0519 Other Purchased Services	\$ 8,821.46	\$ 7,195.57	\$ 8,250.88	\$ 2,282.49	\$ 8,202.60	\$ (2.60)	\$ 8,200.00
0520-0529 Insurances	\$ 36,079.38	\$ 40,945.87	\$ 52,686.00	\$ 49,162.35	\$ 56,000.00	\$ -	\$ 56,000.00
0530- Telephone & Communications	\$ 6,101.55	\$ 6,432.08	\$ 9,600.00	\$ 7,453.90	\$ 9,600.00	\$ 6,400.00	\$ 16,000.00
0580-0590 Travel & Registration	\$ 8,602.44	\$ 13,108.58	\$ 16,200.00	\$ 9,336.47	\$ 19,300.00	\$ 4,000.00	\$ 23,300.00
0591-0599 Flow Thru Districts & Stipends	\$ -	\$ -	\$ 4,000.00	\$ 4,566.11	\$ -	\$ -	\$ -
0600 Supplies & Materials	\$ 14,385.30	\$ 13,821.37	\$ 40,321.90	\$ 24,934.77	\$ 40,321.90	\$ (1,801.90)	\$ 38,520.00
0700 Equipment & Buildings	\$ 10,806.87	\$ 58,597.38	\$ 39,500.00	\$ 2,398.65	\$ 39,500.00	\$ 29,000.00	\$ 68,500.00
0800 Other Objects, Dues & Fees	\$ 1,615.00	\$ 1,760.00	\$ 8,150.00	\$ 5,245.00	\$ 8,350.00	\$ -	\$ 8,350.00
Totals	\$ 588,591.70	\$ 682,733.40	\$ 792,268.62	\$ 708,943.22	\$ 779,840.30	\$ 55,595.70	\$ 835,436.00
603 Local Sped							
0100 Salaries	\$ 1,133,480.23	\$ 861,819.11	\$ 1,270,604.17	\$ 1,241,868.31	\$ 1,674,509.32	\$ 36,144.47	\$ 1,710,653.79
0200 Benefits	\$ 534,439.46	\$ 345,472.97	\$ 472,192.99	\$ 472,734.24	\$ 623,857.32	\$ (8,573.70)	\$ 615,283.62
0300 Purchased Prof Services	\$ 1,203,213.62	\$ 1,023,974.23	\$ 1,262,820.37	\$ 1,098,193.77	\$ 933,114.70	\$ (43,139.87)	\$ 889,974.83
0400 Purchased Property Services	\$ 16,007.64	\$ 18,118.59	\$ 25,500.00	\$ 59,660.78	\$ 75,000.00	\$ (2,000.00)	\$ 73,000.00
0500-0519 Other Purchased Services	\$ 500.00	\$ -	\$ 450.00	\$ 163.00	\$ 450.00	\$ -	\$ 450.00
0520-0529 Insurances	\$ 13,913.08	\$ 18,285.98	\$ 24,000.00	\$ 18,828.06	\$ 24,500.00	\$ 300.36	\$ 24,800.36
0530-0559 Telephones & Advertising	\$ 42,812.82	\$ 55,113.21	\$ 65,300.00	\$ 42,987.04	\$ 65,300.00	\$ (9,000.00)	\$ 56,300.00
0560-0579 Out of Dist. Tuition	\$ 1,503,016.46	\$ 1,657,476.36	\$ 2,931,273.00	\$ 2,845,550.21	\$ 2,475,777.00	\$ (366,863.00)	\$ 2,108,914.00
0580-0590 Travel & Registration	\$ 108,763.72	\$ 96,656.99	\$ 162,375.00	\$ 71,010.61	\$ 207,700.00	\$ (58,500.00)	\$ 149,200.00
0591-0599 Flow Thru Districts & Stipends	\$ 3,515,625.92	\$ 4,384,062.11	\$ 4,897,552.47	\$ 5,753,050.16	\$ 5,756,149.00	\$ 22,902.40	\$ 5,779,051.40
0600 Supplies & Materials	\$ 88,476.80	\$ 81,395.98	\$ 149,504.00	\$ 104,039.80	\$ 162,770.00	\$ 18,700.00	\$ 181,470.00
0700 Equipment & Buildings	\$ 10,043.00	\$ 52,091.05	\$ 79,200.00	\$ 32,858.83	\$ 58,200.00	\$ 23,500.00	\$ 81,700.00
0800 Other Objects, Dues & Fees	\$ 1,675.52	\$ 1,959.37	\$ 2,500.00	\$ 595.00	\$ 2,500.00	\$ (1,500.00)	\$ 1,000.00
0970 or 0569 Sped Legal-Settlement Costs	\$ -	\$ -	\$ -	\$ -	\$ -	\$ -	\$ -
Totals	\$ 8,171,968.27	\$ 8,596,425.95	\$ 11,343,272.00	\$ 11,741,539.81	\$ 12,059,827.34	\$ (388,029.34)	\$ 11,671,798.00
602 Federal Preschool 4173							
0100 Salaries	\$ 29,009.98	\$ 32,982.11	\$ 21,211.00	\$ 21,230.29	\$ 22,646.00	\$ -	\$ 22,646.00
0200 Benefits	\$ 11,443.81	\$ 16,004.11	\$ 13,471.00	\$ 8,427.57	\$ 9,902.00	\$ -	\$ 9,902.00
0300 Purchased Prof Services	\$ -	\$ -	\$ -	\$ -	\$ -	\$ -	\$ -
0400 Purchased Property Services	\$ -	\$ -	\$ -	\$ -	\$ -	\$ -	\$ -
0500 Other Purchased Services	\$ -	\$ -	\$ -	\$ -	\$ -	\$ -	\$ -
0580 Travel & Registration	\$ 13,026.27	\$ 17,149.52	\$ 12,944.00	\$ 17,968.14	\$ 15,301.00	\$ -	\$ 15,301.00
0600 Supplies & Materials	\$ -	\$ -	\$ -	\$ -	\$ -	\$ -	\$ -
0700 Equipment & Buildings	\$ -	\$ -	\$ -	\$ -	\$ -	\$ -	\$ -
0800 Other Objects, Dues & Fees	\$ -	\$ -	\$ -	\$ -	\$ -	\$ -	\$ -
0869 Indirect costs	\$ 3,484.00	\$ 3,953.00	\$ 2,847.00	\$ 2,847.00	\$ 2,860.00	\$ -	\$ 2,860.00
Totals	\$ 56,964.06	\$ 70,088.74	\$ 50,473.00	\$ 50,473.00	\$ 50,709.00	\$ -	\$ 50,709.00
608 Federal Sped 4027							
0100 Salaries	\$ 780,460.57	\$ 923,372.60	\$ 936,133.00	\$ 933,975.01	\$ 709,756.00	\$ (8,687.00)	\$ 701,069.00
0200 Benefits	\$ 305,907.79	\$ 379,355.18	\$ 385,522.00	\$ 372,834.43	\$ 304,916.00	\$ (1,992.00)	\$ 302,924.00
0300 Purchased Prof Services	\$ -	\$ 171,520.00	\$ 68,548.00	\$ 70,226.24	\$ 95,129.00	\$ -	\$ 95,129.00
0400 Purchased Property Services	\$ -	\$ -	\$ -	\$ -	\$ -	\$ -	\$ -
0500 Other Purchased Services	\$ -	\$ -	\$ -	\$ -	\$ -	\$ -	\$ -
0580 Travel & Registration	\$ 51,628.01	\$ 52,745.16	\$ 29,566.00	\$ 42,733.32	\$ 34,591.00	\$ 10,679.00	\$ 45,270.00
0591 Flow through to Charter School	\$ 657,484.00	\$ 655,623.04	\$ 1,000,695.00	\$ 1,000,695.00	\$ 1,302,184.00	\$ -	\$ 1,302,184.00
0600 Supplies & Materials	\$ -	\$ -	\$ -	\$ -	\$ -	\$ -	\$ -
0700 Equipment & Buildings	\$ -	\$ -	\$ -	\$ -	\$ -	\$ -	\$ -
0800 Other Objects, Dues & Fees	\$ -	\$ -	\$ -	\$ -	\$ -	\$ -	\$ -
0869 Indirect costs	\$ 74,047.65	\$ 91,270.00	\$ 84,861.00	\$ 84,861.00	\$ 68,103.00	\$ -	\$ 68,103.00
Totals	\$ 1,869,528.02	\$ 2,273,885.98	\$ 2,505,325.00	\$ 2,505,325.00	\$ 2,514,679.00	\$ -	\$ 2,514,679.00

East Central BOCES

604-605-606 Center Based Programs								
0100 Salaries	\$ 1,026,707.72	\$ 951,468.31	\$ 880,504.23	\$ 911,099.97	\$ 980,074.74	\$ (7,554.89)	\$ 972,519.85	
0200 Benefits	\$ 451,850.83	\$ 433,433.09	\$ 399,506.13	\$ 390,030.88	\$ 435,512.11	\$ (8,088.43)	\$ 427,423.68	
0300 Purchased Prof Services	\$ 500.00	\$ 500.00	\$ 113,160.00	\$ 50,980.00	\$ 101,532.00	\$ (48,707.76)	\$ 52,824.24	
0400 Purchased Property Services	\$ -	\$ -	\$ -	\$ -	\$ -	\$ -	\$ -	
0500-0519 Other Purchased Services	\$ 12,135.34	\$ 4,849.26	\$ 9,075.00	\$ 6,526.19	\$ 9,075.00	\$ -	\$ 9,075.00	
0520-0529 WC & Unemp. Insurance	\$ 4,980.08	\$ 6,756.74	\$ 8,670.15	\$ 5,437.07	\$ 8,670.15	\$ (20.92)	\$ 8,649.23	
0530 Telephone/Communications	\$ 1,199.20	\$ 1,131.47	\$ 1,250.00	\$ 578.40	\$ 1,250.00	\$ -	\$ 1,250.00	
0580-0599 Travel & Registration	\$ 12,798.45	\$ 8,994.58	\$ 13,800.00	\$ 2,836.63	\$ 13,800.00	\$ (5,200.00)	\$ 8,600.00	
0600 Supplies & Materials	\$ 14,577.90	\$ 8,141.65	\$ 9,700.00	\$ 9,566.01	\$ 9,700.00	\$ -	\$ 9,700.00	
0700 Equipment & Buildings	\$ 876.66	\$ 3,913.11	\$ 8,500.00	\$ 5,093.07	\$ 8,500.00	\$ -	\$ 8,500.00	
0800 Other Objects, Dues & Fees	\$ 4,500.00	\$ -	\$ 4,500.00	\$ 4,500.00	\$ 4,500.00	\$ -	\$ 4,500.00	
Totals	\$ 1,530,126.18	\$ 1,419,188.21	\$ 1,448,665.51	\$ 1,386,648.22	\$ 1,572,614.00	\$ (69,572.00)	\$ 1,503,042.00	
609 & 610 Flow-Through Programs								
0100 Salaries	\$ 63,648.57	\$ 64,477.85	\$ 66,825.00	\$ 65,800.32	\$ 71,190.87	\$ -	\$ 71,190.87	
0200 Benefits	\$ 23,465.55	\$ 24,566.69	\$ 25,559.00	\$ 25,850.20	\$ 28,100.13	\$ -	\$ 28,100.13	
0300 Purchased Prof Services	\$ 52,272.50	\$ 5,925.00	\$ 14,000.00	\$ 10,112.50	\$ 14,000.00	\$ -	\$ 14,000.00	
0400 Purchased Property Services	\$ 76.32	\$ 171.06	\$ 1,200.00	\$ 1,022.49	\$ 1,200.00	\$ -	\$ 1,200.00	
0500 Other Purchased Services	\$ -	\$ -	\$ -	\$ -	\$ -	\$ -	\$ -	
0530 Telephone	\$ -	\$ 40,193.30	\$ 9,098.46	\$ 9,098.46	\$ -	\$ -	\$ -	
0580 Travel & Registration	\$ 1,090.28	\$ 517.83	\$ 2,000.00	\$ 527.82	\$ 2,000.00	\$ -	\$ 2,000.00	
0591/0592 Flow through to districts	\$ -	\$ -	\$ 7,988.09	\$ 7,988.09	\$ -	\$ -	\$ -	
0600 Supplies & Materials	\$ 64,691.91	\$ 42,038.07	\$ 75,300.00	\$ 51,313.86	\$ 75,300.00	\$ 5,000.00	\$ 80,300.00	
0700 Equipment & Buildings	\$ -	\$ -	\$ -	\$ -	\$ -	\$ -	\$ -	
0800 Other Objects, Dues & Fees	\$ -	\$ -	\$ -	\$ -	\$ -	\$ -	\$ -	
Totals	\$ 205,245.13	\$ 177,889.80	\$ 201,970.55	\$ 171,713.74	\$ 191,791.00	\$ 5,000.00	\$ 196,791.00	
614 Alternative Licensure								
0100 Salaries	\$ 62,042.55	\$ 58,385.36	\$ 63,923.50	\$ 72,306.91	\$ 64,772.50	\$ 15,888.71	\$ 80,661.21	
0200 Benefits	\$ 20,963.92	\$ 22,270.04	\$ 22,516.84	\$ 25,072.59	\$ 19,256.09	\$ 10,428.33	\$ 29,684.42	
0300 Purchased Prof Services	\$ 39,934.62	\$ 26,632.59	\$ 13,788.85	\$ 27,915.25	\$ 13,788.84	\$ 21,375.00	\$ 35,163.84	
0400 Purchased Property Services	\$ -	\$ -	\$ 1,000.00	\$ 4,867.89	\$ 1,000.00	\$ 4,716.02	\$ 5,716.02	
0500 Other Purchased Services	\$ -	\$ -	\$ -	\$ -	\$ -	\$ -	\$ -	
0530 Telephone	\$ -	\$ -	\$ -	\$ -	\$ -	\$ -	\$ -	
0580 Travel & Registration	\$ 7,181.78	\$ 8,934.85	\$ 9,500.00	\$ 8,243.93	\$ 9,500.00	\$ 500.00	\$ 10,000.00	
0600 Supplies & Materials	\$ 16,228.69	\$ 7,523.61	\$ 10,000.56	\$ 9,532.00	\$ 10,000.57	\$ 4,000.00	\$ 14,000.57	
0700 Equipment & Buildings	\$ -	\$ -	\$ -	\$ 1,760.97	\$ 22,000.00	\$ -	\$ 9,570.00	
0800 Other Objects, Dues & Fees	\$ -	\$ -	\$ -	\$ -	\$ -	\$ -	\$ -	
0868 Indirect Admin Fee	\$ -	\$ 1,608.50	\$ 2,100.25	\$ 2,086.18	\$ 2,100.00	\$ -	\$ 2,100.00	
Totals	\$ 146,351.56	\$ 125,354.95	\$ 122,830.00	\$ 151,785.72	\$ 142,418.00	\$ 56,908.06	\$ 186,896.06	
669 SPED Alternative Licensure (SALT)								
0100 Salaries	\$ 66,396.31	\$ 61,950.00	\$ 59,250.00	\$ 60,066.00	\$ 59,250.00	\$ (1,700.00)	\$ 57,550.00	
0200 Benefits	\$ 15,039.58	\$ 13,979.85	\$ 13,723.00	\$ 13,596.16	\$ 13,723.00	\$ (513.00)	\$ 13,210.00	
0300 Purchased Prof Services	\$ 19,248.80	\$ 15,805.11	\$ 20,000.00	\$ 21,340.82	\$ 20,000.00	\$ -	\$ 20,000.00	
0400 Purchased Property Services	\$ -	\$ -	\$ -	\$ -	\$ -	\$ -	\$ -	
0500 Other Purchased Services	\$ 800.00	\$ 1,200.00	\$ 1,200.00	\$ 1,200.00	\$ 1,200.00	\$ (800.00)	\$ 400.00	
0530 Telephone	\$ 731.62	\$ 731.68	\$ 750.00	\$ 703.79	\$ 750.00	\$ -	\$ 750.00	
0580 Travel & Registration	\$ 5,382.81	\$ 5,230.85	\$ 7,500.00	\$ 5,980.72	\$ 7,500.00	\$ -	\$ 7,500.00	
0600 Supplies & Materials	\$ 1,775.76	\$ 2,849.12	\$ 3,205.26	\$ 1,559.08	\$ 3,206.00	\$ -	\$ 3,206.00	
0700 Equipment & Buildings	\$ -	\$ 1,568.00	\$ -	\$ -	\$ -	\$ -	\$ -	
0868 Indirect Admin Fee	\$ 1,044.00	\$ 960.00	\$ 1,377.00	\$ 1,125.69	\$ 1,377.00	\$ (441.00)	\$ 936.00	
Totals	\$ 110,418.88	\$ 104,274.61	\$ 107,005.26	\$ 105,572.26	\$ 107,006.00	\$ (3,454.00)	\$ 103,552.00	

Expenditure Detail Budget FY 2025-2026

East Central BOCES

	FY 22-23	FY 23-24	FY 24-25	FY 24-25	FY 25-26	FY 25-26	FY 25-26
	Audited	Audited	Final Jan. Budget	Audited	June Budget	Adjustments	Final Budget
617 GERC - 3150							
0100 Salaries	\$ 43,848.00	\$ 39,423.98	\$ 42,320.00	\$ 42,320.01	\$ 45,088.00	\$ (4,579.25)	\$ 40,508.75
0200 Benefits	\$ 13,993.84	\$ 12,723.88	\$ 16,555.09	\$ 16,368.91	\$ 17,876.47	\$ (1,815.58)	\$ 16,060.89
0300 Purchased Prof Services	\$ 10,568.01	\$ 18,070.50	\$ 5,800.00	\$ 9,471.13	\$ 4,800.00	\$ 5,200.00	\$ 10,000.00
0400 Purchased Property Services	\$ -	\$ -	\$ -	\$ -	\$ -	\$ -	\$ -
0500 Other Purchased Services	\$ -	\$ -	\$ -	\$ -	\$ -	\$ -	\$ -
0520 Insurance	\$ -	\$ -	\$ -	\$ -	\$ -	\$ -	\$ -
0530 Telephone	\$ 609.08	\$ 609.35	\$ 640.00	\$ 610.35	\$ 640.00	\$ -	\$ 640.00
0580 Travel & Registration	\$ 5,979.50	\$ 3,566.74	\$ 8,500.00	\$ 7,812.86	\$ 7,500.00	\$ (800.00)	\$ 6,700.00
0591 Flow through to districts	\$ -	\$ -	\$ -	\$ -	\$ -	\$ -	\$ -
0600 Supplies & Materials	\$ 946.57	\$ 2,647.83	\$ 3,821.01	\$ 1,052.84	\$ 1,731.63	\$ 1,210.31	\$ 2,941.94
0700 Equipment & Buildings	\$ -	\$ -	\$ -	\$ -	\$ -	\$ -	\$ -
0800 Other Objects, Dues & Fees	\$ -	\$ -	\$ -	\$ -	\$ -	\$ -	\$ -
0869 Indirect costs	\$ -	\$ -	\$ -	\$ -	\$ -	\$ -	\$ -
Totals	\$ 75,945.00	\$ 77,042.28	\$ 77,636.10	\$ 77,636.10	\$ 77,636.10	\$ (784.52)	\$ 76,851.58
616 GT Regular - 3150							
0100 Salaries	\$ 500.00	\$ 500.00	\$ 500.00	\$ 500.00	\$ 500.00	\$ -	\$ 500.00
0200 Benefits	\$ 84.68	\$ 83.52	\$ 111.75	\$ 114.25	\$ 111.75	\$ -	\$ 111.75
0300 Purchased Prof Services	\$ 4,577.29	\$ 2,672.21	\$ 3,627.85	\$ 4,125.00	\$ 3,627.85	\$ 256.76	\$ 3,884.61
0400 Purchased Property Services	\$ -	\$ -	\$ -	\$ -	\$ -	\$ -	\$ -
0500 Other Purchased Services	\$ 1,704.01	\$ 1,919.49	\$ 310.00	\$ -	\$ 310.00	\$ -	\$ 310.00
0591 Flow through to districts	\$ 187,297.92	\$ 205,492.87	\$ 214,057.95	\$ 214,057.95	\$ 214,057.95	\$ 1,766.26	\$ 215,824.21
0600 Supplies & Materials	\$ 4,328.62	\$ -	\$ 490.00	\$ 300.35	\$ 490.00	\$ -	\$ 490.00
0700 Equipment & Buildings	\$ -	\$ -	\$ -	\$ -	\$ -	\$ -	\$ -
0800 Other Objects, Dues & Fees	\$ -	\$ -	\$ -	\$ -	\$ -	\$ -	\$ -
0869 Indirect costs	\$ -	\$ -	\$ -	\$ -	\$ -	\$ -	\$ -
Totals	\$ 198,492.52	\$ 210,668.09	\$ 219,097.55	\$ 219,097.55	\$ 219,097.55	\$ 2,023.02	\$ 221,120.57
659 Local GT							
0100 Salaries	\$ -	\$ -	\$ -	\$ -	\$ -	\$ -	\$ -
0200 Benefits	\$ -	\$ -	\$ -	\$ -	\$ -	\$ -	\$ -
0300 Purchased Prof Services	\$ 6,182.50	\$ 5,394.22	\$ 7,000.00	\$ 7,794.27	\$ 5,000.00	\$ -	\$ 5,000.00
0500 Other Purchased Services	\$ 684.40	\$ 2,230.00	\$ 2,500.85	\$ 200.00	\$ 2,500.85	\$ -	\$ 2,500.85
0580 Travel	\$ 14,008.29	\$ 15,519.93	\$ 13,000.00	\$ 2,043.88	\$ 4,000.00	\$ -	\$ 4,000.00
0599 Stipends	\$ 405.00	\$ 1,775.00	\$ -	\$ -	\$ -	\$ -	\$ -
0600 Supplies & Materials	\$ 2,379.98	\$ 1,278.33	\$ 4,500.00	\$ 1,601.76	\$ 3,499.15	\$ -	\$ 3,499.15
0800 Other Objects	\$ -	\$ -	\$ -	\$ -	\$ -	\$ -	\$ -
Totals	\$ 23,660.17	\$ 26,197.48	\$ 27,000.85	\$ 11,639.91	\$ 15,000.00	\$ -	\$ 15,000.00
615 GT Universal Screening - 3228							
0100 Salaries	\$ 8,526.00	\$ 14,325.98	\$ 17,350.60	\$ 23,143.79	\$ 15,114.22	\$ 36.29	\$ 15,150.51
0200 Benefits	\$ 3,011.00	\$ 4,623.14	\$ 23,143.69	\$ 9,062.13	\$ 24,657.44	\$ 5,283.75	\$ 29,941.19
0300 Purchased Prof Services	\$ 14,490.00	\$ 17,162.60	\$ 9,053.55	\$ -	\$ 9,776.18	\$ 2,094.90	\$ 11,871.08
0400 Purchased Property Services	\$ -	\$ -	\$ -	\$ -	\$ -	\$ -	\$ -
0500 Other Purchased Services	\$ -	\$ -	\$ -	\$ -	\$ -	\$ -	\$ -
0530 Telephone	\$ -	\$ -	\$ -	\$ -	\$ -	\$ -	\$ -
0580 Travel & Registration	\$ -	\$ -	\$ -	\$ -	\$ -	\$ -	\$ -
0591 Flow through to districts	\$ -	\$ -	\$ -	\$ -	\$ -	\$ -	\$ -
0600 Supplies & Materials	\$ -	\$ -	\$ -	\$ 17,341.92	\$ -	\$ -	\$ -
0700 Equipment & Buildings	\$ -	\$ -	\$ -	\$ -	\$ -	\$ -	\$ -
0800 Other Objects, Dues & Fees	\$ -	\$ -	\$ -	\$ -	\$ -	\$ -	\$ -
0869 Indirect costs	\$ -	\$ -	\$ -	\$ -	\$ -	\$ -	\$ -
Totals	\$ 26,027.00	\$ 36,111.72	\$ 49,547.84	\$ 49,547.84	\$ 49,547.84	\$ 7,414.94	\$ 56,962.78
613 Migrant 4011							
0100 Salaries	\$ 35,910.00	\$ 36,610.00	\$ 44,880.00	\$ 45,480.00	\$ 47,413.50	\$ 766.50	\$ 48,180.00
0200 Benefits	\$ 17,657.97	\$ 18,357.17	\$ 21,155.00	\$ 21,239.64	\$ 22,479.87	\$ 363.42	\$ 22,843.29
0300 Purchased Prof Services	\$ 831.39	\$ 673.00	\$ 2,000.00	\$ 25.00	\$ -	\$ 500.00	\$ 500.00
0441 Office Rent	\$ 3,637.08	\$ 3,433.98	\$ -	\$ -	\$ -	\$ -	\$ -
0500 Other Purchased Services	\$ -	\$ -	\$ -	\$ -	\$ -	\$ 500.00	\$ 500.00
0530 Telephone	\$ -	\$ 330.73	\$ 745.00	\$ 480.15	\$ -	\$ 745.00	\$ 745.00
0580 Travel & Registration	\$ 6,100.02	\$ 4,977.46	\$ 8,000.00	\$ 7,193.01	\$ -	\$ 5,500.00	\$ 5,500.00
0591 Flow Through	\$ -	\$ -	\$ -	\$ -	\$ -	\$ -	\$ -
0600 Supplies	\$ 15,863.54	\$ 15,617.66	\$ 8,920.00	\$ 12,282.20	\$ 106.63	\$ 7,325.08	\$ 7,431.71
0700 Equipment & Buildings	\$ -	\$ -	\$ 1,000.00	\$ -	\$ -	\$ 1,000.00	\$ 1,000.00
Totals	\$ 80,000.00	\$ 80,000.00	\$ 86,700.00	\$ 86,700.00	\$ 70,000.00	\$ 16,700.00	\$ 86,700.00

Expenditure Detail Budget FY 2025-2026

East Central BOCES

	FY 22-23	FY 23-24	FY 24-25	FY 24-25	FY 25-26	FY 25-26	FY 25-26
	Audited	Audited	Final Jan. Budget	Audited	June Budget	Adjustments	Final Budget
5048 Carl Perkins Competitive (618)							
0100 Salaries	\$ -	\$ -	\$ 18,688.17	\$ 18,688.12	\$ -	\$ -	\$ -
0200 Benefits	\$ -	\$ -	\$ 4,270.25	\$ 4,270.21	\$ -	\$ -	\$ -
0300 Purchased Prof Services	\$ 23,400.00	\$ -	\$ 2,500.00	\$ 2,500.00	\$ -	\$ -	\$ -
0400 Purchased Property Services	\$ -	\$ -	\$ -	\$ -	\$ -	\$ -	\$ -
0500 Other Purchased Services	\$ -	\$ -	\$ -	\$ -	\$ -	\$ -	\$ -
0530-560 Telephone & Tuition	\$ -	\$ -	\$ -	\$ -	\$ -	\$ -	\$ -
0580 Travel & Registration	\$ 1,765.44	\$ 199.65	\$ 3,051.87	\$ 1,812.82	\$ -	\$ 728.17	\$ 728.17
0591-0599 Flow Through & Stipends	\$ 134,500.00	\$ -	\$ 60,000.00	\$ 73,057.42	\$ -	\$ -	\$ -
0600 Supplies	\$ 85,500.00	\$ -	\$ 85,000.00	\$ 65,064.69	\$ -	\$ -	\$ -
0700 Equipment & Buildings	\$ -	\$ -	\$ 185,537.33	\$ 189,141.54	\$ -	\$ -	\$ -
0869 Indirect Costs	\$ -	\$ -	\$ 17,952.38	\$ 17,243.43	\$ -	\$ -	\$ -
Totals	\$ 245,165.44	\$ 199.65	\$ 377,000.00	\$ 371,778.23	\$ -	\$ 728.17	\$ 728.17
5048 Carl Perkins (619)							
0100 Salaries	\$ 9,624.96	\$ 9,735.00	\$ 9,535.00	\$ 9,279.00	\$ 9,535.00	\$ (2,979.09)	\$ 6,555.91
0200 Benefits	\$ 3,239.06	\$ 3,323.68	\$ 3,999.00	\$ 3,639.34	\$ 3,999.00	\$ (962.53)	\$ 3,036.47
0300 Purchased Prof Services	\$ 2,600.00	\$ 400.00	\$ 23,103.00	\$ 7,957.90	\$ 23,103.00	\$ 45,774.92	\$ 68,877.92
0400 Purchased Property Services	\$ -	\$ -	\$ -	\$ -	\$ -	\$ -	\$ -
0500 Other Purchased Services	\$ 389.00	\$ 277.43	\$ -	\$ -	\$ -	\$ -	\$ -
0520 Insurance	\$ -	\$ -	\$ -	\$ -	\$ -	\$ -	\$ -
0530 Telephone	\$ -	\$ -	\$ -	\$ -	\$ -	\$ -	\$ -
0580 Travel & Registration	\$ 13,756.95	\$ 16,130.92	\$ 36,047.00	\$ 21,502.65	\$ 36,047.00	\$ (15,897.01)	\$ 20,149.99
0591 Flow through to districts	\$ 3,342.00	\$ 2,935.00	\$ 4,000.00	\$ 11,758.62	\$ 4,000.00	\$ 11,719.62	\$ 15,719.62
0600 Supplies & Materials	\$ -	\$ -	\$ -	\$ -	\$ -	\$ -	\$ -
0700 Equipment & Buildings	\$ 102,722.83	\$ 102,509.97	\$ 95,599.00	\$ 119,138.09	\$ 58,783.00	\$ (37,128.50)	\$ 21,654.50
0800 Other Objects, Dues & Fees	\$ 3,997.20	\$ 7,850.00	\$ 8,005.00	\$ 7,486.00	\$ 8,005.00	\$ (150.00)	\$ 7,855.00
0869 Indirect costs	\$ -	\$ -	\$ 9,488.00	\$ 9,014.40	\$ 7,551.00	\$ (377.41)	\$ 7,173.59
Totals	\$ 139,672.00	\$ 143,162.00	\$ 189,776.00	\$ 189,776.00	\$ 151,023.00	\$ (0.00)	\$ 151,023.00
4010 Title I A							
0100 Salaries	\$ 30,624.95	\$ 30,975.00	\$ 36,158.78	\$ -	\$ 31,835.87	\$ -	\$ 31,835.87
0200 Benefits	\$ 10,306.01	\$ 10,574.65	\$ 22,011.70	\$ -	\$ 21,097.17	\$ -	\$ 21,097.17
0300 Purchased Prof Services	\$ -	\$ -	\$ 10,000.00	\$ -	\$ 6,000.00	\$ -	\$ 6,000.00
0400 Purchased Property Services	\$ -	\$ -	\$ -	\$ -	\$ -	\$ -	\$ -
0500 Other Purchased Services	\$ -	\$ -	\$ -	\$ -	\$ -	\$ -	\$ -
0520 Insurance	\$ -	\$ -	\$ -	\$ -	\$ -	\$ -	\$ -
0530 Telephone	\$ -	\$ -	\$ -	\$ -	\$ -	\$ -	\$ -
0580 Travel & Registration	\$ -	\$ 90.57	\$ 4,000.00	\$ -	\$ 4,000.00	\$ -	\$ 4,000.00
0591 Flow through to districts	\$ 913,069.30	\$ 856,056.42	\$ 854,804.74	\$ 845,204.74	\$ 866,535.00	\$ (500.00)	\$ 866,035.00
0600 Supplies & Materials	\$ -	\$ 2,267.04	\$ 16,418.77	\$ -	\$ 11,245.79	\$ 1,509.56	\$ 12,755.35
0700 Equipment & Buildings	\$ -	\$ -	\$ 2,000.00	\$ -	\$ 1,000.00	\$ -	\$ 1,000.00
0800 Other Objects, Dues & Fees	\$ -	\$ -	\$ -	\$ -	\$ -	\$ -	\$ -
0869 Indirect costs	\$ 60,639.00	\$ 57,214.00	\$ 58,486.26	\$ 57,483.00	\$ 58,224.17	\$ 63.83	\$ 58,288.00
Totals	\$ 1,014,639.26	\$ 957,177.68	\$ 1,003,880.25	\$ 902,687.74	\$ 999,938.00	\$ 1,073.39	\$ 1,001,011.39
9202 Title I A Homeless Expenses							
0300 Purchased Prof Services	\$ -	\$ 50.00	\$ -	\$ -	\$ -	\$ -	\$ -
0580 Travel & Registration	\$ 419.90	\$ -	\$ -	\$ -	\$ -	\$ -	\$ -
0591 Homeless Transfer	\$ 377.59	\$ 50.00	\$ -	\$ 1,100.00	\$ -	\$ -	\$ -
0600 Homeless Supplies	\$ 152.51	\$ 950.00	\$ -	\$ -	\$ -	\$ -	\$ -
Totals	\$ 950.00	\$ 1,050.00	\$ -	\$ 1,100.00	\$ -	\$ -	\$ -
9206 Title I A BOCES Level Expenses							
0100 Salaries	\$ -	\$ -	\$ -	\$ 36,158.83	\$ -	\$ -	\$ -
0200 Benefits	\$ -	\$ -	\$ -	\$ 21,922.29	\$ -	\$ -	\$ -
0591 Flow through to districts	\$ -	\$ -	\$ -	\$ 300.00	\$ -	\$ -	\$ -
0600 Supplies & Materials	\$ -	\$ -	\$ -	\$ 558.00	\$ -	\$ -	\$ -
Totals	\$ -	\$ -	\$ -	\$ 58,939.12	\$ -	\$ -	\$ -
4367 Title II A							
0100 Salaries	\$ 29,297.55	\$ 37,779.01	\$ 61,795.44	\$ 48,930.29	\$ 57,127.97	\$ -	\$ 57,127.97
0200 Benefits	\$ 10,003.10	\$ 12,209.33	\$ 25,576.83	\$ 22,446.81	\$ 24,122.03	\$ -	\$ 24,122.03
0300 Purchased Prof Services	\$ 120,949.60	\$ 107,900.00	\$ 198,000.00	\$ 130,700.00	\$ 161,200.00	\$ 20,000.00	\$ 181,200.00
0400 Purchased Property Services	\$ -	\$ -	\$ -	\$ -	\$ -	\$ -	\$ -
0500 Other Purchased Services	\$ 2,126.83	\$ 431.20	\$ -	\$ -	\$ -	\$ -	\$ -
0520 Insurance	\$ -	\$ -	\$ -	\$ -	\$ -	\$ -	\$ -
0530 Telephone	\$ -	\$ -	\$ -	\$ -	\$ -	\$ -	\$ -
0580 Travel & Registration	\$ -	\$ 1,922.03	\$ 6,600.00	\$ 3,142.26	\$ 6,500.00	\$ -	\$ 6,500.00
0591-0599 Flow-Thru & Stipends	\$ 4,100.00	\$ 5,000.00	\$ 3,000.00	\$ 675.00	\$ 2,000.00	\$ 1,000.00	\$ 3,000.00
0600 Supplies & Materials	\$ 1,604.26	\$ 11,036.35	\$ 33,080.71	\$ 1,297.75	\$ 4,750.50	\$ 11,266.36	\$ 16,016.86
0700 Equipment & Buildings	\$ -	\$ -	\$ -	\$ -	\$ -	\$ -	\$ -
0800 Other Objects, Dues & Fees	\$ -	\$ -	\$ -	\$ -	\$ -	\$ -	\$ -
0869 Indirect costs	\$ 10,085.00	\$ 10,577.00	\$ 19,608.08	\$ 12,432.00	\$ 15,283.50	\$ 1,928.59	\$ 17,212.09
Totals	\$ 178,166.34	\$ 186,854.92	\$ 347,661.06	\$ 219,624.11	\$ 270,984.00	\$ 34,194.95	\$ 305,178.95

Expenditure Detail Budget FY 2025-2026

East Central BOCES

	FY 22-23	FY 23-24	FY 24-25	FY 24-25	FY 25-26	FY 25-26	FY 25-26
	Audited	Audited	Final Jan. Budget	Audited	June Budget	Adjustments	Final Budget
4365 Title III A							
0100 Salaries	\$ 13,124.99	\$ 13,275.00	\$ 17,673.24	\$ 17,673.25	\$ 20,172.04	\$ -	\$ 20,172.04
0200 Benefits	\$ 4,416.89	\$ 4,532.12	\$ 7,265.66	\$ 6,726.96	\$ 9,342.98	\$ -	\$ 9,342.98
0300 Purchased Prof Services	\$ 5,688.57	\$ 3,158.53	\$ 11,725.00	\$ 1,722.76	\$ 2,000.00	\$ -	\$ 2,000.00
0400 Purchased Property Services	\$ -	\$ -	\$ -	\$ -	\$ -	\$ -	\$ -
0500 Other Purchased Services	\$ -	\$ -	\$ -	\$ -	\$ -	\$ -	\$ -
0520 Insurance	\$ -	\$ -	\$ -	\$ -	\$ -	\$ -	\$ -
0530 Telephone	\$ -	\$ -	\$ -	\$ -	\$ -	\$ -	\$ -
0580 Travel & Registration	\$ 1,134.00	\$ 810.24	\$ 10,000.00	\$ 540.44	\$ 8,750.00	\$ -	\$ 8,750.00
0591 Flow through to districts	\$ 47,200.00	\$ 33,830.00	\$ 28,480.00	\$ 28,480.00	\$ 28,480.00	\$ (1,846.00)	\$ 26,634.00
0600 Supplies & Materials	\$ -	\$ 13.96	\$ 6,667.56	\$ 44.95	\$ 4,368.16	\$ 4,959.57	\$ 9,327.73
0700 Equipment & Buildings	\$ -	\$ -	\$ -	\$ -	\$ -	\$ -	\$ -
0800 Other Objects, Dues & Fees	\$ -	\$ -	\$ -	\$ -	\$ -	\$ -	\$ -
0869 Indirect costs	\$ 1,431.00	\$ 1,112.00	\$ 1,635.56	\$ 1,104.00	\$ 1,461.67	\$ 62.24	\$ 1,523.91
Totals	\$ 72,995.45	\$ 56,731.85	\$ 83,447.02	\$ 56,292.36	\$ 74,574.85	\$ 3,175.81	\$ 77,750.66
7365 Title III A Set-Aside							
0100 Salaries	\$ -	\$ -	\$ -	\$ -	\$ -	\$ -	\$ -
0200 Benefits	\$ -	\$ -	\$ -	\$ -	\$ -	\$ -	\$ -
0300 Purchased Prof Services	\$ -	\$ -	\$ -	\$ -	\$ -	\$ -	\$ -
0400 Purchased Property Services	\$ -	\$ -	\$ -	\$ -	\$ -	\$ -	\$ -
0500 Other Purchased Services	\$ -	\$ -	\$ -	\$ -	\$ -	\$ -	\$ -
0591 Flow through to districts	\$ 254.00	\$ -	\$ 525.49	\$ 525.49	\$ 525.49	\$ (525.49)	\$ -
0600 Supplies & Materials	\$ 4,410.74	\$ 698.04	\$ -	\$ -	\$ -	\$ 126.47	\$ 126.47
0700 Equipment & Buildings	\$ -	\$ -	\$ -	\$ -	\$ -	\$ -	\$ -
0800 Other Objects, Dues & Fees	\$ -	\$ -	\$ -	\$ -	\$ -	\$ -	\$ -
0869 Indirect costs	\$ 93.26	\$ 13.96	\$ 10.51	\$ 10.51	\$ 10.51	\$ (7.98)	\$ 2.53
Totals	\$ 4,758.00	\$ 712.00	\$ 536.00	\$ 536.00	\$ 536.00	\$ (407.00)	\$ 129.00
4421, 4422, 4423, 4424 Title IV							
0100 Salaries	\$ -	\$ -	\$ -	\$ -	\$ -	\$ -	\$ -
0200 Benefits	\$ -	\$ -	\$ -	\$ -	\$ -	\$ -	\$ -
0300 Purchased Prof Services	\$ -	\$ -	\$ -	\$ -	\$ -	\$ -	\$ -
0400 Purchased Property Services	\$ -	\$ -	\$ -	\$ -	\$ -	\$ -	\$ -
0500 Other Purchased Services	\$ -	\$ -	\$ -	\$ -	\$ -	\$ -	\$ -
0520 Insurance	\$ -	\$ -	\$ -	\$ -	\$ -	\$ -	\$ -
0530 Telephone	\$ -	\$ -	\$ -	\$ -	\$ -	\$ -	\$ -
0580 Travel & Registration	\$ -	\$ -	\$ -	\$ -	\$ -	\$ -	\$ -
0591 Flow through to districts	\$ 191,693.08	\$ 173,841.94	\$ 179,748.50	\$ 179,748.50	\$ 179,823.99	\$ -	\$ 179,823.99
0600 Supplies & Materials	\$ -	\$ 3,254.78	\$ -	\$ -	\$ -	\$ -	\$ -
0700 Equipment & Buildings	\$ -	\$ 3,192.28	\$ -	\$ -	\$ -	\$ -	\$ -
0800 Other Objects, Dues & Fees	\$ -	\$ -	\$ -	\$ -	\$ -	\$ -	\$ -
0869 Indirect costs	\$ 3,405.92	\$ 3,604.00	\$ 3,593.50	\$ 3,593.50	\$ 3,595.01	\$ -	\$ 3,595.01
Totals	\$ 195,099.00	\$ 183,893.00	\$ 183,342.00	\$ 183,342.00	\$ 183,419.00	\$ -	\$ 183,419.00
6358 Title V B							
0591 Flow through to districts	\$ -	\$ -	\$ -	\$ -	\$ -	\$ -	\$ -
Totals	\$ -	\$ -	\$ -	\$ -	\$ -	\$ -	\$ -
3204 HB12-1345							
0100 Salaries	\$ 84,895.06	\$ 95,712.87	\$ 48,325.86	\$ 47,263.68	\$ 53,681.83	\$ (2,978.58)	\$ 50,703.25
0200 Benefits	\$ 30,182.86	\$ 35,168.15	\$ 23,376.15	\$ 23,866.18	\$ 27,905.84	\$ (1,343.41)	\$ 26,562.43
0300 Purchased Prof Services	\$ 21,936.88	\$ 12,925.59	\$ 38,394.80	\$ 6,450.00	\$ 32,622.80	\$ 900.00	\$ 33,522.80
0400 Purchased Property Services	\$ 2,326.83	\$ 255.66	\$ 1,500.00	\$ 194.01	\$ 1,500.00	\$ -	\$ 1,500.00
0500 Other Purchased Services	\$ 13,278.91	\$ 14,401.60	\$ -	\$ -	\$ -	\$ -	\$ -
0520 Insurance	\$ 1,462.46	\$ 1,555.17	\$ 1,740.31	\$ 1,740.31	\$ 1,740.31	\$ -	\$ 1,740.31
0530 Communication	\$ 726.71	\$ 506.16	\$ 1,000.00	\$ 730.78	\$ 1,745.00	\$ (1,745.00)	\$ -
0580 Travel	\$ 5,356.93	\$ 5,713.15	\$ 3,750.00	\$ 6,490.15	\$ 13,072.00	\$ (9,322.00)	\$ 3,750.00
0591-0599 Flow-Thru & Stipends	\$ 45,826.50	\$ 39,286.50	\$ 100,077.79	\$ 18,772.99	\$ 87,836.30	\$ 98,039.30	\$ 185,875.60
0600 Supplies & Materials	\$ 22,616.33	\$ 20,388.07	\$ 42,222.00	\$ 31,259.14	\$ 42,500.00	\$ (490.00)	\$ 42,010.00
0700 Equipment	\$ -	\$ 17.99	\$ 3,000.00	\$ 299.00	\$ 3,000.00	\$ -	\$ 3,000.00
0869 Indirect costs	\$ 23,592.36	\$ 23,394.61	\$ 23,653.00	\$ 23,653.00	\$ 23,955.92	\$ 748.93	\$ 24,704.85
Totals	\$ 252,201.83	\$ 249,325.52	\$ 287,039.91	\$ 160,719.24	\$ 289,560.00	\$ 83,809.24	\$ 373,369.24

Expenditure Detail Budget FY 2025-2026

East Central BOCES

	FY 22-23	FY 23-24	FY 24-25	FY 24-25	FY 25-26	FY 25-26	FY 25-26
	Audited	Audited	Final Jan. Budget	Audited	June Budget	Adjustments	Final Budget
651 Local Prof. Development							
0100 Salaries	\$ 500.000	\$ 1,830.000	\$ 2,000.000	\$ 1,250.000	\$ 2,000.00	\$ 2,000.00	\$ 4,000.00
0200 Benefits	\$ 111.11	\$ 415.29	\$ 450.00	\$ 285.63	\$ 500.00	\$ 500.00	\$ 1,000.00
0300 Purchased Prof Services	\$ 26.00	\$ 1,380.59	\$ 3,500.00	\$ 2,660.00	\$ 2,000.00	\$ -	\$ 2,000.00
0400 Purchased Property Services	\$ -	\$ -	\$ -	\$ -	\$ -	\$ -	\$ -
0500 Other Purchased Services	\$ 2,436.19	\$ 2,616.35	\$ 3,000.00	\$ 599.64	\$ 3,000.00	\$ (1,000.00)	\$ 2,000.00
0530 Telephone	\$ -	\$ -	\$ -	\$ -	\$ -	\$ -	\$ -
0580 Travel & Registration	\$ 924.27	\$ 433.54	\$ 1,000.00	\$ 356.38	\$ 1,000.00	\$ -	\$ 1,000.00
0591 Flow through to districts	\$ -	\$ -	\$ -	\$ -	\$ -	\$ -	\$ -
0600 Supplies & Materials	\$ 4,977.35	\$ 4,919.75	\$ 6,500.00	\$ 6,491.13	\$ 10,000.00	\$ (1,500.00)	\$ 8,500.00
0700 Equipment & Buildings	\$ -	\$ -	\$ -	\$ -	\$ -	\$ -	\$ -
0800 Other Objects, Dues & Fees	\$ -	\$ -	\$ -	\$ -	\$ -	\$ -	\$ -
Totals	\$ 8,974.92	\$ 11,595.52	\$ 16,450.00	\$ 11,642.78	\$ 18,500.00	\$ -	\$ 18,500.00
653 - Grant Writing State Grants							
0100 Salaries	\$ 3,000.000	\$ 4,275.000	\$ 5,000.000	\$ 3,008.800	\$ 6,000.00	\$ -	\$ 6,000.00
0200 Benefits	\$ 677.500	\$ 974.030	\$ 1,500.000	\$ 683.770	\$ 1,878.63	\$ -	\$ 1,878.63
0300 Purchased Prof Services	\$ 25,863.200	\$ 23,947.290	\$ 47,115.200	\$ 15,830.050	\$ 54,572.53	\$ -	\$ 54,572.53
0400 Purchased Property Services	\$ -	\$ -	\$ -	\$ -	\$ -	\$ -	\$ -
0500 Other Purchased Services	\$ -	\$ -	\$ -	\$ -	\$ -	\$ -	\$ -
0580 Travel & Registration	\$ -	\$ -	\$ -	\$ -	\$ -	\$ -	\$ -
0591 Flow through to districts	\$ 4,050.000	\$ 3,250.000	\$ 3,500.000	\$ 5,570.000	\$ 3,500.00	\$ -	\$ 3,500.00
0600 Supplies & Materials	\$ -	\$ -	\$ -	\$ -	\$ -	\$ -	\$ -
0700 Equipment & Buildings	\$ -	\$ -	\$ -	\$ -	\$ -	\$ -	\$ -
0800 Other Objects, Dues & Fees	\$ -	\$ -	\$ -	\$ -	\$ -	\$ -	\$ -
0869 Indirect costs	\$ -	\$ -	\$ -	\$ -	\$ -	\$ -	\$ -
Totals	\$ 33,590.70	\$ 32,446.32	\$ 57,115.20	\$ 25,092.62	\$ 65,951.16	\$ -	\$ 65,951.16
670- Covid19 ESSER I, II, & III Grants							
0100 Salaries	\$ 130,903.78	\$ -	\$ -	\$ -	\$ -	\$ -	\$ -
0200 Benefits	\$ 29,551.71	\$ -	\$ -	\$ -	\$ -	\$ -	\$ -
0300 Purchased Prof Services	\$ 189.66	\$ -	\$ -	\$ -	\$ -	\$ -	\$ -
0400 Purchased Property Services	\$ -	\$ -	\$ -	\$ -	\$ -	\$ -	\$ -
0500 Other Purchased Services	\$ -	\$ -	\$ -	\$ -	\$ -	\$ -	\$ -
0580 Travel & Registration	\$ -	\$ -	\$ -	\$ -	\$ -	\$ -	\$ -
0591 Flow through to districts	\$ 23,954.18	\$ 6,735.88	\$ -	\$ -	\$ -	\$ -	\$ -
0600 Supplies & Materials	\$ -	\$ -	\$ -	\$ -	\$ -	\$ -	\$ -
0700 Equipment & Buildings	\$ -	\$ -	\$ -	\$ -	\$ -	\$ -	\$ -
0800 Other Objects, Dues & Fees	\$ -	\$ -	\$ -	\$ -	\$ -	\$ -	\$ -
0869 Indirect costs	\$ 12,921.96	\$ 492.36	\$ -	\$ -	\$ -	\$ -	\$ -
Totals	\$ 197,521.29	\$ 7,228.24	\$ -	\$ -	\$ -	\$ -	\$ -
670-8426 Covid19 ARP Homeless HCYII Grant							
0300 Purchased Prof Services	\$ 280.00	\$ 110.00	\$ -	\$ -	\$ -	\$ -	\$ -
0500 Other Purchased Services	\$ -	\$ -	\$ -	\$ -	\$ -	\$ -	\$ -
0580 Emergency Housing	\$ 391.54	\$ -	\$ -	\$ -	\$ -	\$ -	\$ -
0600 Supplies & Materials	\$ 18,142.610	\$ 2,241.730	\$ -	\$ -	\$ -	\$ -	\$ -
0700 Equipment & Buildings	\$ 1,904.780	\$ -	\$ -	\$ -	\$ -	\$ -	\$ -
Totals	\$ 20,718.93	\$ 2,351.73	\$ -	\$ -	\$ -	\$ -	\$ -
670-4429 ESSER Rural Coaction Grant							
0100 Salaries	\$ 19,076.61	\$ 37,567.20	\$ -	\$ -	\$ -	\$ -	\$ -
0200 Benefits	\$ 4,354.54	\$ 8,583.96	\$ -	\$ -	\$ -	\$ -	\$ -
0300 Purchased Prof Services	\$ 75,277.60	\$ 97,882.40	\$ -	\$ -	\$ -	\$ -	\$ -
0500 Other Purchased Services	\$ -	\$ -	\$ -	\$ -	\$ -	\$ -	\$ -
0580 Travel & Registration	\$ -	\$ -	\$ -	\$ -	\$ -	\$ -	\$ -
0591 Flow through to districts	\$ 250.00	\$ 7,275.56	\$ -	\$ -	\$ -	\$ -	\$ -
0600 Supplies & Materials	\$ 302,965.680	\$ 750.000	\$ -	\$ -	\$ -	\$ -	\$ -
0700 Equipment & Buildings	\$ 649,872.300	\$ 63,871.360	\$ -	\$ -	\$ -	\$ -	\$ -
0869 Indirect costs	\$ 36,099.000	\$ 23,900.790	\$ -	\$ -	\$ -	\$ -	\$ -
Totals	\$ 1,087,895.73	\$ 239,831.27	\$ -	\$ -	\$ -	\$ -	\$ -
670-4432 ESSER Rural Program (GT) Grant							
0500 Other Purchased Services	\$ 3,000.00	\$ -	\$ -	\$ -	\$ -	\$ -	\$ -
Totals	\$ 3,000.00	\$ -	\$ -	\$ -	\$ -	\$ -	\$ -

Expenditure Detail Budget FY 2025-2026

East Central BOCES

	FY 22-23	FY 23-24	FY 24-25	FY 24-25	FY 25-26	FY 25-26	FY 25-26
	Audited	Audited	Final Jan. Budget	Audited	June Budget	Adjustments	Final Budget
657 VNETS							
0100 Salaries	\$ 70,821.20	\$ 78,410.86	\$ 77,556.37	\$ 77,556.33	\$ 82,755.26	\$ 5,250.00	\$ 88,005.26
0200 Benefits	\$ 27,577.58	\$ 30,666.87	\$ 32,625.87	\$ 31,512.34	\$ 35,130.41	\$ -	\$ 35,130.41
0300 Purchased Prof Services	\$ 1,822.50	\$ 4,155.00	\$ 7,000.00	\$ 7,962.49	\$ 7,000.00	\$ 2,000.00	\$ 9,000.00
0400 Purchased Property Services	\$ -	\$ 543.99	\$ 1,000.00	\$ 254.98	\$ 1,000.00	\$ -	\$ 1,000.00
0500 Other Purchased Services	\$ 113,385.51	\$ 73,414.89	\$ 81,500.00	\$ 80,698.83	\$ 84,500.00	\$ 1,500.00	\$ 86,000.00
0520 Insurance	\$ -	\$ -	\$ -	\$ -	\$ -	\$ -	\$ -
0530 Telephone & Internet	\$ 50,754.93	\$ 53,989.05	\$ 54,250.00	\$ 53,521.37	\$ 56,250.00	\$ 3,000.00	\$ 59,250.00
0580 Travel & Registration	\$ 7,520.47	\$ 7,383.90	\$ 12,000.00	\$ 5,086.43	\$ 12,000.00	\$ -	\$ 12,000.00
0591 Flow through to districts	\$ -	\$ -	\$ 5,900.00	\$ 5,900.00	\$ 5,900.00	\$ (5,900.00)	\$ -
0600 Supplies & Materials	\$ 7,351.11	\$ 7,901.54	\$ 11,500.00	\$ 6,487.81	\$ 11,500.00	\$ 12,500.00	\$ 24,000.00
0700 Equipment	\$ 9,545.75	\$ 10,060.42	\$ 27,732.76	\$ 2,992.66	\$ 27,723.09	\$ 3,999.00	\$ 31,722.09
0800 Other Objects, Dues & Fees	\$ -	\$ -	\$ -	\$ -	\$ -	\$ -	\$ -
0869 Indirect costs	\$ -	\$ -	\$ -	\$ -	\$ -	\$ -	\$ -
Totals	\$ 288,779.05	\$ 266,526.52	\$ 311,065.00	\$ 271,973.24	\$ 323,758.76	\$ 22,349.00	\$ 346,107.76
660 Other Tech Grants							
0300 Purchased Prof Services	\$ -	\$ -	\$ -	\$ -	\$ -	\$ -	\$ -
0500 Other Purchased Services	\$ -	\$ -	\$ 7,000.00	\$ 1,577.26	\$ 1,822.74	\$ (1,822.74)	\$ -
0599 Stipends	\$ -	\$ -	\$ -	\$ 3,600.00	\$ -	\$ -	\$ -
0600 Supplies & Software	\$ -	\$ -	\$ -	\$ -	\$ -	\$ 1,822.74	\$ 1,822.74
Totals	\$ -	\$ -	\$ 7,000.00	\$ 5,177.26	\$ 1,822.74	\$ -	\$ 1,822.74
661 Nathan Yipp Grant							
0300 Purchased Prof Services	\$ -	\$ -	\$ -	\$ -	\$ -	\$ 5,000.00	\$ 5,000.00
0600 Supplies & Software	\$ -	\$ -	\$ -	\$ -	\$ 15,000.00	\$ (7,563.00)	\$ 7,437.00
0700 Equipment	\$ -	\$ -	\$ -	\$ -	\$ -	\$ 2,563.00	\$ 2,563.00
Totals	\$ -	\$ -	\$ -	\$ -	\$ 15,000.00	\$ -	\$ 15,000.00
662-3239 Comp. Science ED Grant							
0100 Salaries	\$ -	\$ -	\$ -	\$ -	\$ -	\$ -	\$ -
0200 Benefits	\$ -	\$ -	\$ -	\$ -	\$ -	\$ -	\$ -
0300 Purchased Prof Services	\$ 18,000.00	\$ 23,000.00	\$ -	\$ -	\$ -	\$ -	\$ -
0500 Other Purchased Services	\$ -	\$ 1,800.00	\$ -	\$ -	\$ -	\$ -	\$ -
0580 Travel	\$ -	\$ -	\$ -	\$ -	\$ -	\$ -	\$ -
0599 Stipends	\$ 750.00	\$ -	\$ -	\$ -	\$ -	\$ -	\$ -
0600 Supplies & Materials	\$ 7,650.00	\$ -	\$ -	\$ -	\$ -	\$ -	\$ -
0700 Equipment & Buildings	\$ -	\$ 5,200.00	\$ -	\$ -	\$ -	\$ -	\$ -
Totals	\$ 26,400.00	\$ 30,000.00	\$ -	\$ -	\$ -	\$ -	\$ -
663 RUS Grant and Matching Funds							
0300 Purchased Prof Services	\$ -	\$ -	\$ -	\$ -	\$ -	\$ -	\$ -
0580 Travel & Registration	\$ -	\$ -	\$ -	\$ -	\$ -	\$ -	\$ -
0600 Supplies & Materials	\$ -	\$ -	\$ -	\$ -	\$ -	\$ -	\$ -
0700 Equipment & Buildings	\$ -	\$ -	\$ -	\$ -	\$ -	\$ -	\$ -
Totals	\$ -	\$ -	\$ -	\$ -	\$ -	\$ -	\$ -
665 Connecting Colo. Students Grant							
0300 Purchased Prof Services	\$ -	\$ 188,216.00	\$ -	\$ -	\$ -	\$ -	\$ -
0530 Consulting/Deployment Services	\$ 1,870.80	\$ 6,698.66	\$ 5,632.60	\$ 5,092.05	\$ -	\$ -	\$ -
0600 Supplies & Materials	\$ 569.94	\$ -	\$ 60,674.68	\$ 56,545.47	\$ -	\$ -	\$ -
0700 Equipment & Buildings	\$ -	\$ 17,000.00	\$ -	\$ 4,669.76	\$ -	\$ -	\$ -
0840 Contingency	\$ -	\$ -	\$ -	\$ -	\$ -	\$ -	\$ -
Totals	\$ 2,440.74	\$ 211,914.66	\$ 66,307.28	\$ 66,307.28	\$ -	\$ -	\$ -
654 School Access Emergency Grant SAFER							
0300 Purchased Prof Services	\$ -	\$ -	\$ 508,499.00	\$ 508,498.89	\$ -	\$ -	\$ -
0600 Supplies & Materials	\$ -	\$ -	\$ 302,765.00	\$ 302,765.00	\$ -	\$ -	\$ -
0700 Equipment & Buildings	\$ -	\$ -	\$ 1,034,495.00	\$ 1,034,495.00	\$ -	\$ -	\$ -
Totals	\$ -	\$ -	\$ 1,845,759.00	\$ 1,845,758.89	\$ -	\$ -	\$ -

Total Expenditures

\$ 16,856,287.17	\$ 16,460,862.09	\$ 21,808,171.00	\$ 21,637,369.24	\$ 20,245,233.64	\$ (173,274.58)	\$ 20,059,529.06
------------------	------------------	------------------	------------------	------------------	-----------------	------------------

Lester & Georgia Lee Andersen Scholarship Fund

East Central BOCES

A scholarship for high school seniors who live in Lincoln County, Colo. - East Central BOCES serves as the Trustee of this Scholarship.

	FY 22-23	FY 23-24	FY 24-25	FY 24-25	FY 25-26	FY 25-26	FY 25-26
	Audited	Audited	Final Jan. Budget	Audited	June Budget	Adjustments	Final Budget
Beginning Fund Balance	\$ 28,788.18	\$ 26,844.16	\$ 24,845.00	\$ 25,871.16	\$ 26,700.00	\$ 12.78	\$ 26,712.78
Revenue - Investment Earnings	\$ 55.98	\$ 1,027.00	\$ 105.00	\$ 841.62	\$ 750.00	\$ -	\$ 750.00
Expenditures - Scholarships	\$ 2,000.00	\$ 2,000.00	\$ -	\$ -	\$ 4,000.00	\$ -	\$ 4,000.00
Ending Fund Balance	\$ 26,844.16	\$ 25,871.16	\$ 24,950.00	\$ 26,712.78	\$ 23,450.00	\$ 12.78	\$ 23,462.78

FY2025-2026 UNIFORM BUDGET

District Name: East Central BOCES District Code: 9025 Adopted Budget Adopted: June 25, 2025 Revised: Jan. 28, 2026 Budgeted Pupil Count: n/a		Object Source	10 General Fund	72 Private-Purpose Trust	TOTAL
Beginning Fund Balance (Includes All Reserves)			3,869,071	26,713	3,895,784
Revenues					
Local Sources	1000 - 1999		6,933,871	750	6,934,621
Intermediate Sources	2000 - 2999		-	-	-
State Sources	3000 - 3999		7,964,329	-	7,964,329
Federal Sources	4000 - 4999		4,376,328	-	4,376,328
Total Revenues			19,274,529	750	19,275,279
Total Beginning Fund Balance and Reserves			23,143,600	27,463	23,171,063
Total Allocations To/From Other Funds	5600,5700, 5800		-	-	-
Transfers To/From Other Funds	5200 - 5300		-	-	-
Other Sources	5100,5400, 5500,5900, 5990, 5991		-	-	-
Available Beginning Fund Balance & Revenues (Plus Or Minus (If Revenue) Allocations And Transfers)			23,143,600	27,463	23,171,063
Expenditures					
Instruction - Program 0010 to 2099					
Salaries	0100		2,009,362	-	2,009,362
Employee Benefits, including object 0280	0200		770,550	-	770,550
Purchased Services	0300,0400, 0500		10,976,213	-	10,976,213
Supplies and Materials	0600		50,269	-	50,269
Property	0700		8,500	-	8,500
Other	0800, 0900		-	4,000	4,000
Total Instruction			13,814,894	4,000	13,818,894
Supporting Services					
Students - Program 2100					
Salaries	0100		769,103	-	769,103
Employee Benefits, including object 0280	0200		343,812	-	343,812
Purchased Services	0300,0400, 0500		490,422	-	490,422
Supplies and Materials	0600		42,400	-	42,400
Property	0700		11,200	-	11,200
Other	0800, 0900		-	-	-
Total Students			1,656,937	-	1,656,937
Instructional Staff - Program 2200					
Salaries	0100		846,860	-	846,860
Employee Benefits, including object 0280	0200		322,697	-	322,697
Purchased Services	0300,0400, 0500		999,647	-	999,647
Supplies and Materials	0600		218,006	-	218,006
Property	0700		121,510	-	121,510
Other	0800, 0900		7,855	-	7,855
Total Instructional Staff			2,516,575	-	2,516,575

FY2025-2026 UNIFORM BUDGET

District Name: East Central BOCES District Code: 9025 Adopted Budget Adopted: June 25, 2025 Revised: Jan. 28, 2026 Budgeted Pupil Count: n/a				
	Object Source	10 General Fund	72 Private-Purpose Trust	TOTAL
General Administration - Program 2300, including Program 2303 and 2304				
Salaries	0100	192,498	-	192,498
Employee Benefits, including object 0280	0200	73,036	-	73,036
Purchased Services	0300,0400,0500	210,900	-	210,900
Supplies and Materials	0600	44,500	-	44,500
Property	0700	10,000	-	10,000
Other	0800, 0900	8,000	-	8,000
Total School Administration		538,934	-	538,934
School Administration - Program 2400				
Salaries	0100	241,533	-	241,533
Employee Benefits, including object 0280	0200	82,380	-	82,380
Purchased Services	0300,0400,0500	12,900	-	12,900
Supplies and Materials	0600	-	-	-
Property	0700	1,000	-	1,000
Other	0800, 0900	120,036	-	120,036
Total School Administration		457,849	-	457,849
Business Services - Program 2500, including Program 2501				
Salaries	0100	86,313	-	86,313
Employee Benefits, including object 0280	0200	46,305	-	46,305
Purchased Services	0300,0400,0500	29,900	-	29,900
Supplies and Materials	0600	80,358	-	80,358
Property	0700	-	-	-
Other	0800, 0900	750	-	750
Total Business Services		243,626	-	243,626
Operations and Maintenance - Program 2600				
Salaries	0100	8,550	-	8,550
Employee Benefits, including object 0280	0200	1,954	-	1,954
Purchased Services	0300,0400,0500	207,106	-	207,106
Supplies and Materials	0600	4,250	-	4,250
Property	0700	57,500	-	57,500
Other	0800, 0900	-	-	-
Total Operations and Maintenance		279,360	-	279,360
Student Transportation - Program 2700				
Salaries	0100	-	-	-
Employee Benefits, including object 0280	0200	-	-	-
Purchased Services	0300,0400,0500	-	-	-
Supplies and Materials	0600	-	-	-
Property	0700	-	-	-
Other	0800, 0900	-	-	-
Total Student Transportation		-	-	-

FY2025-2026 UNIFORM BUDGET

District Name: East Central BOCES District Code: 9025 Adopted Budget Adopted: June 25, 2025 Revised: Jan. 28, 2026 Budgeted Pupil Count: n/a				
	Object Source	10 General Fund	72 Private-Purpose Trust	TOTAL
Central Support - Program 2800, including Program 2801				
Salaries	0100	191,947	-	191,947
Employee Benefits, including object 0280	0200	90,374	-	90,374
Purchased Services	0300,0400,			
	0500	135,050	-	135,050
Supplies and Materials	0600	38,923	-	38,923
Property	0700	19,500	-	19,500
Other	0800, 0900	71,563	-	71,563
Total Central Support		547,357	-	547,357
Other Support - Program 2900				
Salaries	0100	-	-	-
Employee Benefits, including object 0280	0200	-	-	-
Purchased Services	0300,0400,			
	0500	4,000	-	4,000
Supplies and Materials	0600	-	-	-
Property	0700	-	-	-
Other	0800, 0900	-	-	-
Total Other Support		4,000	-	4,000
Total Expenditures		20,059,532	4,000	20,063,532
APPROPRIATED RESERVES				
Other Reserved Fund Balance (9900)	0840	-	-	-
Other Restricted Reserves (932X)	0840	-	-	-
Reserved Fund Balance (9100)	0840	3,084,071	-	3,084,071
District Emergency Reserve (9315)	0840	-	-	-
Reserve for TABOR 3% (9321)	0840	-	-	-
Reserve for TABOR - Multi-Year Obligations (9322)	0840	-	-	-
Total Reserves		3,084,071	-	3,084,071
Total Expenditures and Reserves		23,143,603	4,000	23,147,603
BUDGETED ENDING FUND BALANCE				
Non-spendable fund balance (9900)	6710	-	-	-
Restricted fund balance (9900)	6720	-	-	-
TABOR 3% emergency reserve (9321)	6721	-	-	-
TABOR multi year obligations (9322)	6722	-	-	-
District emergency reserve (letter of credit or real estate) (9323)	6723	-	-	-
Colorado Preschool Program (CPP) (9324)	6724	-	-	-
Risk-related / restricted capital reserve (9326)	6726	-	-	-
BEST capital renewal reserve (9327)	6727	-	-	-
Total program reserve (9328)	6728	-	-	-
Committed fund balance (9900)	6750	-	-	-
Committed fund balance (15% limit) (9200)	6750	-	-	-
Assigned fund balance (9900)	6760	-	-	-
Unassigned fund balance (9900)	6770	-	-	-
Net investment in capital assets (9900)	6790	-	-	-
Restricted net position (9900)	6791	-	-	-
Unrestricted net position (9900)	6792	-	23,463	23,463
Total Ending Fund Balance		-	23,463	23,463
Total Available Beginning Fund Balance & Revenues Less Total Expenditures & Reserves Less Ending Fund Balance (Shall Equal Zero (0))		(3)	-	(3)

K-12	AGATE	ARKREE	ARR/FLG	BENNETT	BETHUNE	BURLGTN	BYERS	C. WELLS	DEER TRL	GNOA/HG	HI-PLNS
Oct membership	73	75	160	1214	90	666	468.5	165	303	203	92
OFFICE											
75% divided equal	16,725	16,725	16,725	16,725	16,725	16,725	16,725	16,725	16,725	16,725	16,725
25% K-12 student count	1,380	1,418	3,025	22,949	1,701	12,590	8,856	3,119	5,728	3,837	1,739
December Count	16	11	32	186	14	112	73	34	59	58	14
PSYCH (61)											
25% divided equal	2,453	2,453	2,453	2,453	2,453	2,453	2,453	2,453	2,453	2,453	2,453
75% sped count	2,249	1,546	4,498	26,147	1,968	15,744	10,262	4,780	8,294	8,153	1,968
SOC WORK (51)											
25% divided equal	2,230	2,230	2,230	2,230	2,230	2,230	2,230	2,230	2,230	2,230	2,230
75% sped count	2,045	1,406	4,089	23,770	1,789	14,313	9,329	4,345	7,540	7,412	1,789
MOTOR SKILLS (53)											
25% divided equal	2,899	2,899	2,899	2,899	2,899	2,899	2,899	2,899	2,899	2,899	2,899
75% sped count	2,658	1,827	5,316	30,901	2,326	18,607	12,128	5,649	9,802	9,636	2,326
SPEECH (53)											
25% divided equal	6,690	6,690	6,690	6,690	6,690	6,690	6,690	6,690	6,690	6,690	6,690
75% sped count	6,134	4,217	12,268	71,310	5,367	42,939	27,987	13,035	22,620	22,236	5,367
SPED CLERK (36)											
25% divided equal	2,453	2,453	2,453	2,453	2,453	2,453	2,453	2,453	2,453	2,453	2,453
75% sped count	2,249	1,546	4,498	26,147	1,968	15,744	10,262	4,780	8,294	8,153	1,968
SPED ADMIN (61)											
25% divided equal	1,896	1,896	1,896	1,896	1,896	1,896	1,896	1,896	1,896	1,896	1,896
75% sped count	1,738	1,195	3,476	20,204	1,521	12,166	7,930	3,693	6,409	6,300	1,521
PRESCHOOL (44)											
25% divided equal	1,896	1,896	1,896	1,896	1,896	1,896	1,896	1,896	1,896	1,896	1,896
75% sped count	1,738	1,195	3,476	20,204	1,521	12,166	7,930	3,693	6,409	6,300	1,521
Vision/DHOH/Aud (57)											
25% divided equal	1,784	1,784	1,784	1,784	1,784	1,784	1,784	1,784	1,784	1,784	1,784
75% sped count	1,636	1,125	3,272	19,016	1,431	11,450	7,463	3,476	6,032	5,930	1,431
Total Assessment	60,853	54,501	82,945	299,674	58,618	194,746	141,172	85,595	120,153	116,984	58,656
VNETS Fiber		15,025	15,025	15,025	15,025	15,025	15,025	15,025	15,025	15,025	15,025
LOBBYIST											
25% divided equal	290	290	290	290	290	290	290	290	290	290	290
75% K-12 student count	215	221	472	3,581	265	1,965	1,382	487	894	599	271
Technology 25%	3,982.14	3,982.14			3,982						3,982.14
75% Student Count	6,250.57	7,765.86			9,471						10,417.61
High Needs East			5,528		8,319	304,475		115,976			5,528
High Needs West				219,242			76,621		47,587		
High Needs Center	2,000	2,000								2,000	
Total Addition Costs	12,738	29,284	21,315	238,138	37,352	321,754	93,318	131,777	63,796	17,914	35,514
Grand Total	73,591	83,785	104,260	537,812	95,970	516,500	234,491	217,372	183,949	134,898	94,170

K-12	IDALIA	KARVAL	KIOWA	KIT CRSN	LIBERTY	LIMON	STRASB	STRATT	WOODLN	TOTAL	
Oct membership	136	27	251	97	65	451	1092	199	71	5898.5	5898.50
OFFICE											
75% divided equal	16,725	16,725	16,725	16,725	16,725	16,725	16,725	16,725	16,725	334,505	
25% K-12 student count	2,571	510	4,745	1,834	1,229	8,525	20,642	3,762	1,342	111,502	446,006
December Count	14	3	55	15	4	112	196	25	14	1,047	
PSYCH (61)											
25% divided equal	2,453	2,453	2,453	2,453	2,453	2,453	2,453	2,453	2,453	49,061	
75% sped count	1,968	422	7,732	2,109	562	15,744	27,553	3,514	1,968	147,182	196,243
SOC WORK (51)											
25% divided equal	2,230	2,230	2,230	2,230	2,230	2,230	2,230	2,230	2,230	44,601	
75% sped count	1,789	383	7,029	1,917	511	14,313	25,048	3,195	1,789	133,802	178,402
MOTOR SKILLS (53)											
25% divided equal	2,899	2,899	2,899	2,899	2,899	2,899	2,899	2,899	2,899	57,981	
75% sped count	2,326	498	9,137	2,492	665	18,607	32,562	4,153	2,326	173,942	231,923
SPEECH (53)											
25% divided equal	6,690	6,690	6,690	6,690	6,690	6,690	6,690	6,690	6,690	133,802	
75% sped count	5,367	1,150	21,086	5,751	1,534	42,939	75,144	9,585	5,367	401,406	535,207
SPED CLERK (36)											
25% divided equal	2,453	2,453	2,453	2,453	2,453	2,453	2,453	2,453	2,453	49,061	
75% sped count	1,968	422	7,732	2,109	562	15,744	27,553	3,514	1,968	147,182	196,243
SPED ADMIN (61)											
25% divided equal	1,896	1,896	1,896	1,896	1,896	1,896	1,896	1,896	1,896	37,911	
75% sped count	1,521	326	5,974	1,629	435	12,166	21,291	2,716	1,521	113,732	151,642
PRESCHOOL (44)											
25% divided equal	1,896	1,896	1,896	1,896	1,896	1,896	1,896	1,896	1,896	37,911	
75% sped count	1,521	326	5,974	1,629	435	12,166	21,291	2,716	1,521	113,732	151,642
Vision/DHOH/Aud (57)											
25% divided equal	1,784	1,784	1,784	1,784	1,784	1,784	1,784	1,784	1,784	35,680	
75% sped count	1,431	307	5,623	1,534	409	11,450	20,038	2,556	1,431	107,041	142,722
Total Assessment	59,488	43,370	114,058	60,028	45,366	190,682	310,147	74,736	58,259	2,230,031	2,230,031
VNETS Fiber	15,025	15,025		15,025	15,025	15,025	15,025	15,025	15,025	270,450	270,450
LOBBYIST											
25% divided equal	290	290	290	290	290	290	290	290	290	5,800	
75% K-12 student count	401	80	740	286	192	1,330	3,221	587	209	17,400	23,201
Technology 25%		3,982.14	3,982.14					3,982.14		27,874.98	
75% Student Count		2,935.87	27,654.02					19,130.52		83,625.00	111,499.98
High Needs East	5,528			5,528	5,528			15,190		471,601	471,601
High Needs West			59,484				319,380			722,315	722,315
High Needs Center		2,000				244,750			2,000	254,750	254,750
Total Addition Costs	21,244	24,313	92,151	21,129	21,035	261,395	337,916	54,205	17,524	1,853,816	1,853,816
Grand Total	80,732	67,682	206,209	81,158	66,401	452,077	648,064	128,941	75,784	4,083,847	

East Central BOCES
Districts' Membership /PPR
Worksheet for 2025-2026 Budget

PPR and K-12 Membership figures used to derive Assessment amount for BOCES

DISTRICT	Fall 2024 Membership	FALL 2024 MEMBERSHIP	PPR	PPR with Supplement	Total of PPR times K- 12 Fall Membership	2.55% of PPR K-12 Membership
	PreK-12	K-12				
Agate	85	73	\$ 25,316.50		\$ 1,848,104.50	\$ 47,126.66
Arickaree	82	75	\$ 24,167.20		\$ 1,812,540.00	\$ 46,219.77
Arriba/Flagler	188	160	\$ 19,620.89		\$ 3,139,342.40	\$ 80,053.23
Bennett	1293	1214	\$ 11,798.06		\$ 14,322,844.84	\$ 365,232.54
Bethune	99	90	\$ 23,047.13		\$ 2,074,241.70	\$ 52,893.16
Burlington	742	666	\$ 12,287.50		\$ 8,183,475.00	\$ 208,678.61
Byers	512.5	468.5	13,585.00		\$ 6,364,572.50	\$ 162,296.60
Cheyenne Wells	175	165	\$ 19,999.97		\$ 3,299,995.05	\$ 84,149.87
Deer Trail	327	303	\$ 16,389.82		\$ 4,966,115.46	\$ 126,635.94
Genoa/Hugo	220	203	\$ 18,496.22		\$ 3,754,732.66	\$ 95,745.68
Hi-Plains	96	92	\$ 20,579.93		\$ 1,893,353.56	\$ 48,280.52
Idalia	150	136	\$ 20,759.30		\$ 2,823,264.80	\$ 71,993.25
Karval	30	27	\$ 24,719.73		\$ 667,432.71	\$ 17,019.53
Kiowa	292	251	\$ 16,837.30		\$ 4,226,162.30	\$ 107,767.14
Kit Carson	109	97	\$ 22,610.77		\$ 2,193,244.69	\$ 55,927.74
Liberty	76	65	\$ 25,797.31		\$ 1,676,825.15	\$ 42,759.04
Limon	451	451	\$ 12,988.40		\$ 5,857,768.40	\$ 149,373.09
Strasburg	1180	1092	11,936.77		\$ 13,034,952.84	\$ 332,391.30
Stratton	220	199	\$ 18,105.78		\$ 3,603,050.22	\$ 91,877.78
Woodlin	74	71	\$ 24,087.16		\$ 1,710,188.36	\$ 43,609.80
Sub Total	6401.5	5898.5	\$383,130.74	\$0.00	\$87,452,207.14	\$ 2,230,031
BOCES Avg. PPR		\$ 19,156.54				
State average PPR		\$ 8,496.00				
\$ 2,230,031	used for Assessment formula of 25%/75% on pink pages.					
\$2,281,536	used for Assessment formula in 2024-2025					
\$ (51,505)	Difference Year to Year					

East Central BOCES Proposed District Costs 2025- 2026

Factors considered in Salary Worksheet

- 1.December 1 Count Number of Students with IEP
- 2.Severity Rating Factor

June 12, 2025

East Central BOCES 25-26 June Preliminary Allocations Exceptional Children's Education Act Allocations & Worksheet

Name of District	Number of Students ages 3-21 all disabilities (Tier A)	Tier A Per pupil funds at 60% (1882.58572146)	Number of Students ages 3-21 (Tier B)	Tier B per pupil funds at 60% (5979.66997518)	Exceptional Children Education Act (ECEA) Allocations to Districts	Intellectual Disability	Emotional Disability	Hearing Disability	Vision Disability	Deaf & Blind	Multiple Disabilities	Autism	Traumatic Brain Injury	Total
Agate	16	\$18,073	2	\$6,957.20	\$25,030		1					1		2
Arickaree	11	\$12,425	0	\$0.00	\$12,425									0
Arriba-Flagler	32	\$36,146	4	\$13,914.41	\$50,060		1				2	1		4
Bennett	186	\$210,097	44	\$153,058.49	\$363,155	1	6	4			15	18		44
Bethune	14	\$15,814	2	\$6,957.20	\$22,771	1					1			2
Burlington	112	\$126,510	21	\$73,050.64	\$199,560	3	3		1	1	11	2		21
Byers	73	\$82,457	8	\$27,828.82	\$110,286	2					3	3		8
Cheyenne Wells	34	\$38,405	6	\$20,871.61	\$59,276		1				4	1		6
Deer Trail	59	\$66,644	10	\$34,786.02	\$101,430	2	1	1			3	3		10
Genoa-Hugo	58	\$65,514	6	\$20,871.61	\$86,386	1					2	2	1	6
Hi-Plains	14	\$15,814	3	\$10,435.81	\$26,250		1				1	1		3
Idalia	14	\$15,814	2	\$6,957.20	\$22,771						2			2
Karval	3	\$3,389	1	\$3,478.60	\$6,867							1		1
Kiowa	55	\$62,125	10	\$34,786.02	\$96,911		2	1			3	3	1	10
Kit Carson	15	\$16,943	2	\$6,957.20	\$23,900			1			1			2
Liberty	4	\$4,518	1	\$3,478.60	\$7,997		1							1
Limon	112	\$126,510	18	\$62,614.84	\$189,125	2	2	1			10	3		18
Strasburg	196	\$221,392	43	\$149,579.89	\$370,972	1	3	8			10	21		43
Stratton	25	\$28,239	6	\$20,871.61	\$49,110	1					1	4		6
Woodlin	14	\$15,814	0	\$0.00	\$15,814									
Rounding														
Total Funded	1047	\$1,182,640	189	\$657,456	\$1,840,096	14	22	16	1	1	69	64	2	189
Disrict Funds	60%	\$1,182,640	60%	\$657,456	\$1,840,096									
BOCES Funds	40%	\$788,426.90	40%	\$438,304	\$1,226,731									
EC BOCES Total ECEA Funds & Total Students	1047	\$1,971,067	189	\$1,095,760	\$3,066,827									
Charter Schools														
Colorado Ed Solutions	871	\$1,639,732	204	\$1,182,725	\$2,822,457	27	78	6			29	59	5	204
Sky Ranch Academy	71	\$133,664	10	\$57,977	\$191,640		1				1	8		10
*Special ed numbers are based on all students including preschool and speech students.														
				Total ECEA	\$6,080,924									

East Central Board of Cooperative Education Services (BOCES) Special Education Work Sheet 2025-2026

School	District	Number of Students	Severity Rating	Total	Recommended Full Time Equivalent)	Instructional Level	2025-2025 Salary	28% Benefits	Total Special Education	Exceptional Children's Education Act (ECEA) Allocations to Districts	Local Cost
Agate		13	1	14	0.56	K-12	\$15,750	\$4,410	\$15,750		
						Aides/Tuition			\$25,600		
						Total			\$41,350		\$16,320
Arickaree		5	0	5	0.2	K-12	\$19,368	\$5,423	\$24,791		
						Aides/Tuition			\$0		
						Total			\$24,791		\$12,366
Arriba/Flagle		29	2	31	1	K-12	\$45,738	\$5,423	\$51,161		
						0.24 K-12			\$23,935		
						Aides/Tuition			\$75,096		
						Total	\$58,827	\$10,846	\$69,673	\$50,060	\$19,613
Bennett		13	1	14	0.56	K-2	\$58,200	\$16,296	\$74,496		
						0.8 3-5			\$64,640		
						1 6-8			\$83,712		
						0.2 6-8			\$12,928		
						1 9-12			\$75,776		
						0.8 9-12			\$52,326		
						Aides/Tuition	\$284,280	\$79,598	\$990,583		
						Total			\$1,354,461		
Bethune		10	3	13	0.52	K-12	\$32,512	\$9,103	\$41,615		
						Aides/Tuition			\$63,230		
						Total			\$104,845		\$82,074
Burlington		32	14	46	1	K-4	\$56,214	\$15,740	\$71,954		
						0.84 K-4			\$60,441		
						1 5-8			\$71,954		

East Central Board of Cooperative Education Services (BOCES) Special Education Work Sheet 2025-2026

School District	Number of Students	Severity Rating	Total	Recommended Full Time Equivalent)	Instructional Level	2025-2025 Salary	28% Benefits	Total Special Education	Exceptional Children's Education Act (ECEA) Allocations to Districts	Local Cost		
Byers	16	1	17	0.4	5-8	\$22,486	\$6,296	\$28,782				
				0.68	9-12	\$24,945	\$6,985	\$31,930				
				Aides/Tuition				\$191,051				
	Total				\$207,078	\$57,982	\$456,111	\$199,560	\$256,551			
	21	1	22	0.88	K-6	\$59,718	\$16,721	\$76,439				
Cheyenne W	14	2	16	0.64	7-12	\$39,694	\$11,114	\$50,808				
				Aides/Tuition				\$392,571				
				Total				\$99,412	\$27,835	\$519,818	\$110,286	\$409,532
	20	4	24	0.96	K-12	\$36,499	\$10,220	\$46,719				
	Aides/Tuition						\$105,834					
Deer Trail	Total				\$36,499	\$10,220	\$152,553	\$59,276	\$93,276			
	20	0	20	0.8	K-5	\$43,321	\$12,130	\$305,105				
	21	5	26	1.04	6-12	\$54,151	\$15,162	\$69,313				
Genoa/Hugo	44	7	52	Aides/Tuition				\$475,810				
				Total				\$97,472	\$27,292	\$850,229	\$101,430	\$748,799
				1.04	K-12	\$54,450	\$15,246	\$69,696				
	1 K-12				\$55,550	\$15,554	\$71,104					
	Aides/Tuition						\$259,555					
Hi-Plains	Total				\$110,000	\$30,800	\$400,355	\$86,386	\$313,969			
	11	3	14	0.56	K-12	\$32,256	\$9,032	\$41,288				
	Aides/Tuition						\$21,003					
Idalia	Total				\$32,256	\$9,032	\$62,291	\$26,250	\$36,041			
	8	1	9	0.36	K-12	\$15,292	\$4,282	\$19,574				
	Aides/Tuition						\$48,046					

East Central Board of Cooperative Education Services (BOCES) Special Education Work Sheet 2025-2026

School	Number of District Students	Severity Rating	Total	Recommend ed Full Time Equivalent)	Instructional Level	2025-2025 Salary	28% Benefits	Total Special Education	Exceptional Children's Education Act (ECEA) Allocations to Districts	Local Cost
					Total	\$15,292	\$4,282	\$67,620	\$22,771	\$44,849
Karval	3		3	0.12	K-12	\$4,637	\$1,298	\$5,935		
					Aides/Tuition			\$5,202		
					Total	\$4,637	\$1,298	\$11,137	\$6,867	\$4,270
Kiowa	12	2	14	0.56	4-8	\$35,127	\$9,836	\$44,963		
	22	2	24	0.96	K-3 & 9-12	\$61,107	\$17,110	\$78,217		
					Aides/Tuition			\$339,055		
					Total	\$61,107	\$17,110	\$78,217	\$96,911	\$253,345
Kit Carson	9	3	12	0.48	K-12	\$25,336	\$7,094	\$32,430		
					Aides/Tuition			\$66,183		
					Total	\$25,336	\$7,094	\$32,430	\$23,900	\$88,761
Liberty	1	0	1	0.04	K-12	\$6,300	\$1,764	\$8,064		
					Aides/Tuition			\$0		
					Total	\$6,300	\$1,764	\$8,064	\$7,997	\$24,125
Limon	19	4	23	0.92	K-5	\$38,962	\$10,909	\$49,871		
	43	4		1	6-12	\$54,850	\$15,358	\$70,208		
				0.88	6-12	\$48,268	\$13,515	\$61,783		
					Aides/Tuition			\$462,364		
					Total	\$142,080	\$39,782	\$181,862	\$189,125	\$552,849
Strasburg	26		26	1.04	K-2	\$64,929	\$18,180	\$83,109		
	25	5	30	1	3-5	\$57,600	\$16,128	\$73,728		
				0.2	3-5	\$9,226	\$2,583	\$11,809		
	36	4	40	1	6-8	\$46,817	\$13,109	\$59,926		
				0.6	6-8	\$28,090	\$7,865	\$35,955		

East Central Board of Cooperative Education Services (BOCES) Special Education Work Sheet 2025-2026

School	District	Number of Students	Severity Rating	Total	Recommended Full Time Equivalent)	Instructional Level	2025-2025 Salary	28% Benefits	Total Special Education	Exceptional Children's Education Act (ECEA) Allocations to Districts	Local Cost
		31	3	34	1	9-12	\$59,480	\$16,654	\$76,134		
					0.36	9-12	\$21,413	\$5,996	\$27,409		
		5	0	5	0.2	Prairie Creeks	\$11,376	\$3,185	\$14,561		
						Aides/Tuition			\$870,574		
						Total	\$298,931	\$83,701	\$1,253,206	\$370,972	\$882,234
Stratton		8	3	11	0.44	K-5	\$18,019	\$5,045	\$23,064		
		14	4	18	0.72	6-12	\$37,020	\$10,366	\$47,386		
						Aides/Tuition			\$66,207		
						Total	\$55,039	\$15,411	\$136,657	\$49,110	\$256,217
Woodlin		10	0	10	0.4	K-12	\$13,851	\$3,878	\$17,729		
						Aides/Tuition			\$0		
						Total	\$13,851	\$3,878	\$17,729	\$15,814	\$51,272
Total							\$1,600,277		\$5,823,400	\$1,840,096	\$5,118,158

EAST CENTRAL BOCES OPERATIONS

Major Goal

The BOCES shall provide for executive services and maintain a BOCES central office to carry out the necessary executive, financial, personnel, organizational, and other managerial functions of the BOCES, according to the policies, rules, and regulations of the executive board.

The items budgeted in this program include salaries, benefits, purchased services, equipment upgrades, vehicle expenditures, building maintenance, and Board expenditures.

Budgeted are the following staff members for all or a portion of their salary: Executive Director, Administrative Assistant, Director of Finance, Director of Technology; IMC Clerk, and Custodian.

Local Special Education Service Area

Items budgeted in this program include salaries, benefits, conferences/meetings, purchased services, travel, supplies and materials for various professional services and programs across the East Central BOCES. This includes the Special Education Director, the Assistant Director, Special Education Coordinators, Early Childhood Special Education Teachers, Child Find Coordinators, Speech/Language Services, SWAAAC (Alternative, Augmentative, Assistive Communication), Teacher of Visually Impaired, Family Resource Specialists, Psychologists, Audiologists, Occupational Therapists, Physical Therapist, Teacher of the Deaf and Hard of Hearing, Transition Coordinator, Media Clerk, ELL Coordinator, Autism Team, Fiscal Services, and Technical Specialist. In addition, this budget covers Legal Defense, Satellite Office Rent, Professional Development, Audit, Copier, Postage, Telephone, Advertising/Recruiting, and Insurance, etc.

Local Special Education Centered Based Programs

These programs are totally funded by the West, East, and Central area schools with the exception of one full-time special education paraprofessional who is funded by VIB Federal Special Education Dollars. Transportation is provided by each individual district based on student need.

These programs include not only academic and pre-academic skills but also all areas of functional daily living skills. Functional daily living skills may include shopping, cooking, cleaning, leisure time activities (swimming, bowling, field trips, etc), accessing transportation, financial management, job skills, etc.

IDEA Preschool Federal Grant

Items budgeted in the Federal Preschool Program include salaries and benefits for part of one Early Childhood Special Education Teacher along with some travel.

IDEA Part – B Federal Grant

This budget for Federal Special Education allocation supports various professionals, including instructional aides for High Needs Programs, Teacher of the Visually Impaired, Speech/Language Therapists, Family Resource Specialists, Psychologists, Occupational Therapists, and Special Education Administrative Assistant. This program also covers some travel for these professionals as they travel to districts.

Instructional Media Center & Courier

This program facilitates the Instructional Media Center and Courier Service for the BOCES service areas. Items budgeted in this program include salaries, benefits, purchased services, materials, and equipment. The materials that are budgeted include staff development resources, educational books, assessment resources and various manipulatives (puzzles, blocks, beads, etc.).

Alternative Licensure Program

In January 1991, the Colorado State Board of Education adopted policies to implement alternative teacher licensure programs. These programs provide an opportunity for candidates to become licensed as teachers through a site-based, one-year program of training and supervision.

Alternative teacher licensure programs are developed and operated by school districts, independent schools, boards of cooperative services, institutions of higher education, or a combination of these groups. Alternative teacher licensing training sites are approved by the Colorado Department of Education (CDE). East Central BOCES is an approved designated agency for this training program.

School districts and independent schools may employ teacher candidates who hold a valid Statement of Eligibility issued by CDE, have passed the Place or Praxis Test and meet all other CDE Requirements. Each candidate then chooses a State Approved Alternative Teacher Licensure Program and completes the Assurance of Employment form which includes the signature of a school administrator and pertinent school district information. The Assurance of Employment is then sent to the designated agency for completion and attests to the candidate being enrolled in a state-approved program. The document is then forwarded to CDE. When the Department is notified by the designated agency, an alternative teacher license is issued. The license is valid for one school year. The **Alternative Teacher Program** begins at the start of the academic year in August.

The Colorado State Board of Education approved the East Central BOCES **Principal Licensure Program** to start in the Fall of 2022. The program is designed to be completed within a one to three year period which includes working as an assistant principal or principal in a local school district and completing an individual growth plan based upon the eleven principal standards adopted by the State of Colorado. Upon completion of the program, passing the Colorado Principal PLACE Exam, and completing the 30 hours Certificated Evaluator Training Seminar, the candidate will be recommended for his/her Initial Principal License.

In 2018 the Colorado State Board of Education approved the East Central BOCES **Special Education Alternative Licensure Program**. The teacher training is based on the Colorado Teacher Quality Standards. Alternative teacher preparation programs vary in length from one year to three years. While serving as a teacher, alternative candidates put what they learn into practice immediately. Each candidate pathway is customized based on their previous experience and coursework.

East Central BOCES provides Two Alternative Licensure options for Special Education Generalist:

- Special Education Generalist Licensure program (for those with a bachelor's degree but do not hold a teaching license)
- Special Education Generalist Endorsement Only Program (for currently Licensed Teachers)

East Central BOCES will accept candidates from across the state of Colorado. Candidates have a local support team including their supervisor, mentor, director of special education and are assigned a field supervisor through the program. Some classes will be face-to-face and many will be offered over ZOOM. Upon completion of all required coursework, EC BOCES Program Director will recommend to CDE that the candidate receive a license as an Initial Special Education Generalist by completing the CDE Approved Verification Form.

Note: This entire program was reviewed and reauthorized by the State Board of Education, June 2023.

Gifted and Talented

East Central BOCES is the fiscal agent for the Gifted and Talented Program as directed by CDE. Gifted and Talented children are those persons between the ages of four and twenty-one whose aptitude or competence in abilities, talents, and potential for accomplishment in one or more domains are so exceptional or developmentally advanced that they require special provisions to meet their educational programming needs. Gifted students include gifted students with disabilities (i.e. twice exceptional) and students with exceptional abilities or potential from all socio-economic, ethnic, and cultural populations. Gifted students are capable of high performance, exceptional production, or exceptional learning behavior by virtue of any or a combination of these **areas of giftedness:**

- *General or specific intellectual ability
- *Specific academic aptitude
- *Creative or productive thinking
- *Leadership abilities
- *Visual arts, performing arts, musical or psychomotor abilities 12.01(16)

East Central BOCES serves 20 districts and is striving to help all districts come into alignment with the State guidelines. A representative from each district is encouraged to attend each of the networking meetings that are offered each year. East Central BOCES also offers other classes and workshops for professional development and support in understanding and implementing the guidelines for Gifted and Talented education.

GERC

(Gifted Educational Regional Consultant)

The East Central BOCES GERC is serving our districts by providing support within their buildings for teachers and students alike. This position provides training and mentoring in the areas that each district requests. Support is tailored to individual requests and is provided in a multi-tier approach ranging from access to regular meetings and events to individualized teacher and student interaction. East Central BOCES is confident that this position has proven to be very beneficial for our gifted and talented students.

Flow Through Budget & Shared-Tech

Flow Through account provides a clearing account to accommodate cooperative purchasing for the member districts and other administrative units. Another part of this program is the Shared-Tech Coordinator who is hired by BOCES and is the Technology Coordinator for Districts participating in the program (currently: Agate, Arickaree, Hi-Plains, Karval, Kiowa, & Stratton).

VNETS

The Virtual Networking for Education and Training System, (VNETS), is a fully interactive multipoint video conferencing system that has been installed in 17 of the BOCES' school districts and at the BOCES office in Limon. The system first began servicing students and the community in the fall of 2006 and is being used to expand curriculum choices for high school students, to provide professional development for educators, meetings for administrators and health and educational opportunities for community members.

Carl D. Perkins Vocational Education Act Basic and Reserve Funds

The Carl D. Perkins Career and Technical Education grant is funding awarded from the U.S. Government to the states, and then allocated to various schools within Colorado based on programs and student population numbers in Career and Technical Education Programs. Small rural school districts are encouraged to participate as a member of a Perkins consortium, as they aren't large enough to qualify for individual district Perkins funded allocation. This is where the EC BOCES comes into the picture; the consortium facilitates the Perkins Grant and activities to provide opportunities for consortium district teachers and students.

Perkins funding is based on two formulas, Basic and Reserve, and supports Career and Technical Educational programs. Within the BOCES consortium, the supplemental source of funding is used to provide resources and professional learning activities for teachers as they work to prepare learners for the jobs of today and tomorrow to support our workforce needs in Colorado while building stronger communities.

Perkins has also offers a competitive grant program titled "Innovations in CTE Grant". This grant is distributed by the Colorado CTE team housed at the Colorado Community College System and provides funding up to \$250,000 in one-year awards to fund innovative ideas in CTE worked on in collaboration with other education or industry partners. Consortia, districts, and community colleges who participate in the regular, formula-based Perkins grant program for the fiscal year of the application may apply.

Participating Districts: Arickaree, Arriba-Flagler, Bennett, Bethune, Big Sandy/Simla, Burlington, Byers, Cheyenne Wells, Deer Trail, Elbert Genoa-Hugo, Hi-Plains, Idalia, Karval, Kit Carson, Liberty, Limon, Strasburg, Stratton, and Woodlin.

Title I - A

Improving the Academic Achievement of the Disadvantaged

Title I, Part A is the largest federal program supporting both elementary and secondary education. The program's resources are allocated based upon a formula using poverty rates of students enrolled in districts and are designed to help ensure that all children meet challenging state academic standards.

Title I, Part A funds are intended to support student achievement and growth at the school level. Districts with an enrollment less than 1000 determine which schools will be served according to the district needs assessment. Districts with an enrollment greater than 1000, or more than one school per grade span use other methods based on rank order. Districts may choose to provide support and services to increase student achievement and growth through schoolwide programs or targeted assistance programs.

A Title I Schoolwide Program is an option for schools with high numbers of at-risk students and poverty rates of 40% or higher. (ESSA allows for schools in which less than 40% of the students are from low-income families to apply for a waiver to be eligible to operate a schoolwide program.) Schoolwide programs use Title I, Part A funds to upgrade the educational program of the entire school, with special attention to providing services to students identified as at-risk. Title I, Part A funds must be used to address the educational needs of the school. At this time one EC BOCES consortium district is implementing Title I using the Schoolwide program.

Targeted assistance programs are designed to provide supplemental services only to eligible students that are identified as at-risk of failing to meet the state's academic content standards. This is the model chosen by the majority of EC BOCES districts to serve students.

Goals:

- *To improve student academic achievement*
- *To provide licensed instructional staff*
- *To provide supplemental instruction in reading and math for at-risk students*
- *To support scientifically and evidence-based instructional programs*
- *To generate strategies and implement family and community engagement*
- *To provide professional development, supporting interventions in reading and math.*

Participating Districts: Agate, Arickaree, Arriba-Flagler, Bethune, Burlington, Cheyenne Wells, Deer Trail, Genoa-Hugo, Hi-Plains, Idalia, Karval, Kiowa, Kit Carson, Liberty, Limon, Strasburg, Stratton, and Woodlin. Note Bennett dropped as of July 1, 2023

Title II – A

Preparing, Training, and Recruiting High Quality Teachers and Principals

Title II, Part A is intended to increase student academic achievement consistent with challenging state academic standards, improve the quality and effectiveness of educators, increase the number of educators who are effective in improving student academic achievement in schools, and provide low-income and minority students greater access to effective educators.

The EC BOCES PD Needs Assessment Committee (including at least three superintendents representing regions of the BOCES, the EC BOCES Staff Development Director, the Federal Programs Director and the Executive Director) meet quarterly to plan activities to provide high-quality professional development opportunities that are evidence-based with the goal of increasing the number of educators who are effective in improving student academic achievement in schools, and providing low-income and minority students greater access to effective educators.

Participating Districts: Agate, Arickaree, Arriba-Flagler, Bethune, Byers, Burlington, Cheyenne Wells, Deer Trail, Genoa-Hugo, Hi-Plains, Idalia, Karval, Kiowa, Kit Carson, Liberty, Limon, Strasburg, Stratton, and Woodlin. Note: Bennett dropped as of July 1, 2023

Title III - A

English Language Acquisition, Language Enhancement and Academic Achievement Act

Title III is a supplemental grant under the ESEA that is designed to improve and enhance the education of English learners (ELs) in becoming proficient in English, as well as meeting the Colorado Academic Content standards. The Title III Immigrant Set-Aside grant resides within this program and provides opportunities to enhance the instructional opportunities for immigrant students and their families. Colorado's Title III allocation is based on the number of ELs reported through the American Community Survey and U.S. Census data. CDE reserves 5% of its Title III allocation for the Immigrant Set-Aside grant..

Annual district Title III allocations are based on the number of English learners reported through the annual Student October Count. The previous year's Student October count informs the subsequent school year's Title III allocation. A district allocation must meet or exceed \$10,000 in order to apply independently for a Title III grant. The majority of the EC BOCES districts do not receive \$10,000 or more. The consortium funding is pooled to allow for activities planned to achieve the common objective of increasing language proficiency and providing equitable access to grade-level content and increasing the capacity of instructional staff working with ELs. The Title III consortia grant provides the support of an EL Consultant and an MTSS/RtI Coordinator to work with classroom teachers, ELD teachers, MTSS and RtI coordinators and teams and principals and superintendents to expand upon strategies supporting student assets and linguistic, academic, and social-emotional needs.

Participating Districts: Agate, Arickaree, Arriba-Flagler, Bethune, Burlington, Cheyenne Wells, Deer Trail, Ellicott, Genoa-Hugo, Hi-Plains, Idalia, Karval, Kiowa, Kit Carson, Liberty, Limon, Strasburg, Stratton, and Woodlin. Note Bennett dropped as of July 1, 2023

Title IV A

Student Support & Academic Enrichment (SSAE)

Title IV, Part A of the Every Student Succeeds Act of 2015 is intended to improve students' academic achievement by increasing the capacity of districts to provide all students with access to a well-rounded education, improve school conditions for student learning, and improve the use of technology in order to improve the academic achievement and digital literacy of all students. The amount of Title IV, Part A funds allocated to districts is calculated using the same formula that is used to calculate Title I, Part A.

Title IV, Part A is also REAP-Flex eligible (Rural Education Achievement Program) REAP-Flex provides eligible LEAs with greater flexibility. Many of the EC BOCES consortia districts REAP the Title IV funding into Title I to support their Title I program. A district allocation must meet or exceed \$10,000 in order to apply for a Title IV, Part A grant. Districts whose allocation is less than \$30,000 can use no less than 20% of the funds to support one or more of the activities under:

Well-Rounded Educational Opportunities
Activities to support Safe and Healthy Students
Activities to support the Effective Use of Technology

The other possible option is to REAP funds to support Title I.

The Migrant Education Program
NORTHERN REGION MIGRANT EDUCATION PROGRAM (MEP)

The Migrant Education Program (MEP) is funded through Title I, Part C of the Every Student Succeeds Act of 2015 and awarded through the Office of Language, Culture, and Equity in the Colorado Department of Education. EC BOCES receives a sub-grant from Centennial BOCES as part of a regional grant. The Migrant Education Program provides supplemental and support services to eligible students. The primary purpose of the MEP is to ensure that all migrant students reach challenging academic standards and graduate with a high school diploma (or complete a GED) that prepares them for responsible citizenship, further learning, and productive employment. The MEP ensures that children of migratory farm workers have access to the same free, appropriate public school education that is provided to other children. It seeks to remove barriers to school enrollment, attendance, and achievement of migrant children.

The purposes of the Migrant Education Program (MEP) are to:

- *Ensure that migrant children have the opportunity to meet the same challenging state content and achievement standards that all children are expected to meet*
- *Support high quality and comprehensive educational programs for migrant children to help reduce educational and other problems that result from repeated moves*
- *Ensure that migrant children are provided with appropriate education and support services that address their special needs in a coordinated and efficient manner*
- *Design programs to help migrant children overcome educational disruption, cultural and language barriers, social isolation, various health-related problems and other factors that inhibit the ability of such children to succeed in school and prepare them for a successful transition to postsecondary education or employment*

East Central BOCES hires a Migrant Education Graduation Advocate to ensure the MEP program purposes are implemented.

Eligibility:

Children between 3 and 21 years of age, who have not received a high school diploma or its equivalent, have moved from one school district to another in the past 3 years with their parent or guardians, whose parents guardians, spouses, or selves have moved to obtain or seek seasonal or temporary work in agricultural production or fisheries that provides a principal means of livelihood for the worker and family are eligible for the program.

HB 12-1345 Grant

Provisions in the School Finance Bill (House Bill 12-1345) \$3.1 million provides funding to assist local districts with the implementation of the **state's educational priorities**. Educational priorities will be determined every three years by the commissioner of education, with input from BOCES and rural schools. The appropriate funds will be distributed to local BOCES, which must submit a plan to the State Board of Education detailing how the funds will be used. The bill also allows for the appropriation of funds to be used by CDE to hire a rural school liaison.

ECBOCES' Plan will focus on Professional Development for member districts in Decision Making for Results, Impact Team Support and Common Formative Assessments including resources aligned with each training. A small portion of this plan includes professional development for special education teachers and opportunities for all educators to gain knowledge to support all needs students may have.